

-
- I** Abbinamento bruciatore - rampa gas
 - D** Verbindung Brenner - Gasstrecke
 - F** Accouplement brûleur - rampe gaz
 - GB** Burner combined with gas train
 - E** Combinación quemador - rampa de gas
 - NL** Combinatie brander - gasstraat

**MODELLO - MODELL - MODÈLE
MODEL - MODELO**

RS 310-410-510-610/M MZ

RS 310-410-510-610/E MZ

RS 310-410-510-610/EV MZ

Abbinamento bruciatore - rampa gas

1 Abbinamento bruciatore - rampa gas

1.1 Designazione rampa gas

Serie: MB

MBC

DMV

DMV12

VGD

CB

CBH

MV

CG

| | | | | | | | | | | | | | |
|------------------------|-----|-----|-----|-----|-----|------|-----|------|------|-------|-------|-------|-----|
| Grandezza costruttiva: | 405 | 407 | 410 | 412 | 415 | 420 | | | | | | | |
| | | 65 | 120 | 300 | 700 | 1200 | - | 1900 | 3100 | 5000 | | | |
| | 505 | 507 | 510 | 512 | - | 520 | 525 | 5065 | 5080 | 50100 | 50125 | 50150 | |
| | 10 | 15 | 20 | 32 | 40 | - | 50 | - | 65 | 80 | 100 | 125 | 150 |
| | | | 120 | 220 | | | | | | | | | |

Funzionamento: /S solo funzione ON-OFF
 /1 apertura 1 gradino
 /2 apertura 2 gradini
 /P apertura 1 gradino con regolatore proporzionale aria/gas

Controllo di tenuta: - 0
 CT controllo di tenuta a bordo rampa
 CQ con pressostato per controllo di tenuta

Tipo giunzione: R filettato
 F flangia standard ISO
 F1 flangia quadrata BS1
 F2 flangia quadrata BS2
 F3 flangia quadrata BS3 - BS4

Connessione elettrica: T Terminali - Morsettiera
 SD Spina domestica
 SM Spina media potenza

Campo pressione uscita standard: - senza regolatore di pressione
 0 con regolatore e pressione proporzionale aria/gas
 2 con regolatore e pressione uscita fino a 20 mbar
 3 con regolatore e pressione uscita fino a 30 mbar
 4 con regolatore e pressione uscita fino a 40 mbar
 5 con regolatore e pressione uscita fino a 50 mbar
 6 con regolatore e pressione uscita fino a 60 mbar
 8 con regolatore e pressione uscita fino a 80 mbar
 15 con regolatore e pressione uscita fino a 150 mbar

Comando valvole: 0 comune
 2 separato

CB 5065 /1 CT F SM 3 0

DESIGNAZIONE BASE

DESIGNAZIONE ESTESA

Abbinamento bruciatore - rampa gas

1.2 Rampa gas

| Rampa gas | | | | KIT VPS | KIT CQ | Adattatore | | | |
|-----------|----------------------|---------|----|---------|---------|-----------------------|--------|--------|--------|
| Codice | Modello | Ø | ◆ | Codice | Codice | Codice | | | |
| | | | | | | RS 310 | RS 410 | RS 510 | RS 610 |
| 3970180 | MB 415/1 - RT 30 | Rp 1" ½ | – | 3010123 | – | 3000826 + 20064220 | | ● | |
| 3970198 | MB 415/1 CT RT 30 | Rp 1" ½ | CT | – | – | 3000826 + 20064220 | | ● | |
| 3970250 | MB 415/1 - RT 52 | Rp 1" ½ | – | 3010123 | 3010344 | 3000826 + 20064220 | | ● | |
| 3970253 | MB 415/1 CT RT 52 | Rp 1" ½ | CT | – | – | 3000826 + 20064220 | | ● | |
| 3970232 | MB 415/1 - RSM 30 | Rp 1" ½ | – | 3010123 | – | 3000826 + 20064220 | | ● | |
| 3970181 | MB 420/1 - RT 30 | Rp 2" | – | 3010123 | – | 3000826 + 20042324 | | ● | |
| 3970182 | MB 420/1 CT RT 30 | Rp 2" | CT | – | – | 3000826 + 20042324 | | ● | |
| 3970257 | MB 420/1 - RT 52 | Rp 2" | – | 3010123 | 3010344 | 3000826 + 20042324 | | ● | |
| 3970252 | MB 420/1 CT RT 52 | Rp 2" | CT | – | – | 3000826 + 20042324 | | ● | |
| 3970233 | MB 420/1 - RSM 30 | Rp 2" | – | 3010123 | – | 3000826 + 20042324 | | ● | |
| 3970234 | MB 420/1 CT RSM 30 | Rp 2" | CT | – | – | 3000826 + 20042324 | | ● | |
| 3970221 | MBC 1200/1 - RSM 60 | Rp 2" | – | 3010367 | 3010344 | 3000826 + 20042324 | | | |
| 3970225 | MBC 1200/1 CT RSM 60 | Rp 2" | CT | – | – | 3000826 + 20042324 | | | |
| 3970222 | MBC 1900/1 - FSM 40 | DN 65 | – | 3010367 | 3010344 | 3010221 | | | |
| 3970226 | MBC 1900/1 CT FSM 40 | DN 65 | CT | – | – | 3010221 | | | |
| 3970223 | MBC 3100/1 - FSM 40 | DN 80 | – | 3010367 | 3010344 | 3010222 | | | |
| 3970227 | MBC 3100/1 CT FSM 40 | DN 80 | CT | – | – | 3010222 | | | |
| 3970224 | MBC 5000/1 - FSM 80 | DN 100 | – | 3010367 | 3010344 | 3010223 - 3010370 | | | |
| 3970228 | MBC 5000/1 CT FSM 80 | DN 100 | CT | – | – | 3010223 - 3010370 | | | |
| 3970145 | CB 512/1 - RSM 30 | Rp 1" ½ | – | 3010367 | 3010344 | 3000826 + 20064220 | | ● | |
| 20045589 | CB 512/1 CT RSM 30 | Rp 1" ½ | CT | – | – | 3000826 + 20064220 | | ● | |
| 3970146 | CB 520/1 - RSM 30 | Rp 2" | – | 3010367 | 3010344 | 3000826 + 20042324 | | | ● |
| 3970160 | CB 520/1 CT RSM 30 | Rp 2" | CT | – | – | 3000826 + 20042324 | | | ● |
| 20044659 | CB 525/1 - RSM 30 | Rp 2" | – | 3010367 | 3010344 | 3000826 + 20042324 | | | |
| 20044660 | CB 525/1 CT RSM 30 | Rp 2" | CT | – | – | 3000826 + 20042324 | | | |
| 3970147 | CB 5065/1 - FSM 30 | DN 65 | – | 3010367 | 3010344 | 3010221 | | | |
| 3970161 | CB 5065/1 CT FSM 30 | DN 65 | CT | – | – | 3010221 | | | |
| 3970148 | CB 5080/1 - FSM 30 | DN 80 | – | 3010367 | 3010344 | 3010222 | | | |
| 3970162 | CB 5080/1 CT FSM 30 | DN 80 | CT | – | – | 3010222 | | | |
| 3970149 | CB 50100/1 - FSM 30 | DN 100 | – | 3010367 | 3010344 | 3010223 - 3010370 | | | |
| 3970163 | CB 50100/1 CT FSM 30 | DN 100 | CT | – | – | 3010223 - 3010370 | | | |
| 20015871 | CB 50125/1 - FSM 30 | DN 125 | – | 3010367 | 3010367 | 3010224 | | | |
| 3970196 | CB 50125/1 CT FSM 30 | DN 125 | CT | – | – | 3010224 | | | |
| 20043035 | DMV 512/1 - RSM -0 | Rp 1" ½ | – | 3010367 | 3010367 | 3000826 + 20064220 | | ● | |
| 20043036 | DMV 512/1 CT RSM -0 | Rp 1" ½ | CT | – | – | 3000826 + 20064220 | | ● | |
| 20043037 | DMV 512/1 CQ RSM -2 | Rp 1" ½ | CQ | – | – | 3000826 + 20064220 | | ● | |
| 20043038 | DMV 520/1 - RSM -0 | Rp 2" | – | 3010367 | 3010344 | 3000826 + 20042324 | | | |
| 20043039 | DMV 520/1 CT RSM -0 | Rp 2" | CT | – | – | 3000826 + 20042324 | | | |
| 20043040 | DMV 520/1 CQ RSM -2 | Rp 2" | CQ | – | – | 3000826 + 20042324 | | | |
| 20043053 | DMV 525/1 - RSM -0 | Rp 2" | – | 3010367 | 3010344 | 3000826 + 20042324 | | | |
| 20043054 | DMV 525/1 CT RSM -0 | Rp 2" | CT | – | – | 3000826 + 20042324 | | | |

Abbinamento bruciatore - rampa gas

| Rampa gas | | | | KIT VPS | KIT CQ | Adattatore | | | |
|-----------|-----------------------|--------|-----------|---------|---------|--------------------|--------|--------|--------|
| Codice | Modello | Ø | ◆ | Codice | Codice | Codice | | | |
| | | | | | | RS 310 | RS 410 | RS 510 | RS 610 |
| 20043055 | DMV 525/1 CQ RSM -2 | Rp 2" | CQ | - | - | 3000826 + 20042324 | | | |
| 20043041 | DMV 5065/1 - FSM -0 | DN 65 | - | 3010367 | 3010344 | 3010221 | | | |
| 20043042 | DMV 5065/1 CT FSM -0 | DN 65 | CT | - | - | 3010221 | | | |
| 20043043 | DMV 5065/1 CQ FSM -2 | DN 65 | CQ | - | - | 3010221 | | | |
| 20043044 | DMV 5080/1 - FSM -0 | DN 80 | - | 3010367 | 3010344 | 3010222 | | | |
| 20043045 | DMV 5080/1 CT FSM -0 | DN 80 | CT | - | - | 3010222 | | | |
| 20043046 | DMV 5080/1 CQ FSM -2 | DN 80 | CQ | - | - | 3010222 | | | |
| 20043047 | DMV 50100/1 - FSM -0 | DN 100 | - | 3010367 | 3010344 | 3010223 - 3010370 | | | |
| 20043048 | DMV 50100/1 CT FSM -0 | DN 100 | CT | - | - | 3010223 - 3010370 | | | |
| 20043049 | DMV 50100/1 CQ FSM -2 | DN 100 | CQ | - | - | 3010223 - 3010370 | | | |
| 20043050 | DMV 50125/1 - FSM -0 | DN 125 | - | 3010367 | 3010344 | 3010224 | | | |
| 20043051 | DMV 50125/1 CT FSM -0 | DN 125 | CT | - | - | 3010224 | | | |
| 20043052 | DMV 50125/1 CQ FSM -2 | DN 125 | CQ | - | - | 3010224 | | | |

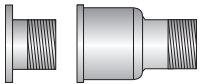
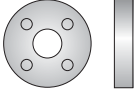


Tab. A

Legenda (Tab. A)

- ◆ Dispositivo controllo tenuta valvole gas:
 - rampa priva del dispositivo di controllo tenuta; dispositivo che può essere ordinato a parte, vedi colonna VPS, ed installato successivamente.
- CT** rampa con il dispositivo di controllo tenuta VPS installato per bruciatori /M.
- CQ** rampa con pressostato per controllo di tenuta bruciatori /E e /EV.

- KIT VPS** Dispositivo di controllo tenuta valvole. Fornito su richiesta separatamente dalla rampa gas.
- KIT CQ** Pressostato aggiuntivo per controllo di tenuta in abbinamento ai bruciatori /E e /EV.
- Rampa gas non disponibile o non adatta per l'abbinamento al bruciatore.

1.3 Adattatore

| Codice | Adattatore | Lunghezza (mm) |
|--|---|--------------------------|
| 3000826 |  | 300 |
| 3010370 |  | 50 |
| 20042324 20064220 |  | 65 |
| 3010221 3010222 3010223 3010224 |  | 400 400 400 320 |

Abbinamento bruciatore - rampa gas

1.4 Molla per regolatore di pressione

Per variare il campo di pressione del regolatore della rampa gas sono disponibili i modelli di molla sotto riportati.

| Rampa gas | Molla | | |
|---|--------|--------------------|---------|
| | Colore | Campo di pressione | Codice |
| MBC 1900/1* - 3100/1* MBC 5000/1* | Bianco | 4 - 20 mbar | 3010381 |
| | Rosso | 20 - 40 mbar | 3010382 |
| | Nero | 40 - 80 mbar | 3010383 |
| | Verde | 80 - 150 mbar | 3010384 |
| CB 512/1* DMV 512/1* | Rosso | 25 - 55 mbar | 3010131 |
| | Nero | 60 - 110 mbar | 3010157 |
| | Rosa | 90 - 150 mbar | 3090486 |
| CB 520/1* - 525/1* DMV 520/1* - 525/1* | Rosso | 25 - 55 mbar | 3010132 |
| | Nero | 60 - 110 mbar | 3010158 |
| | Rosa | 90 - 150 mbar | 3090487 |
| CB 5065/1* - 5080/1* DMV 5065/1* - 5080/1* | Rosso | 25 - 55 mbar | 3010133 |
| | Nero | 60 - 110 mbar | 3010135 |
| | Rosa | 100 - 150 mbar | 3090456 |
| | Grigio | 140 - 200 mbar | 3090992 |
| CB 50100/1 * DMV 50100/1 * | Rosso | 25 - 55 mbar | 3010134 |
| | Nero | 60 - 110 mbar | 3010136 |
| | Rosa | 100 - 150 mbar | 3090489 |
| | Grigio | 140 - 200 mbar | 3092174 |
| CB 50125/1* DMV 50125/1* | Rosso | 25 - 55 mbar | 3010315 |
| | Giallo | 30 - 70 mbar | 3010316 |
| | Nero | 60 - 110 mbar | 3010317 |
| | Rosa | 100 - 150 mbar | 3010318 |

Tab. B

* Con e senza controllo di tenuta

1.5 Diagrammi perdite di carico

I diagrammi indicano le perdite di pressione minima del bruciatore in abbinamento con le rampe gas con utilizzo di gas naturale G20 e G25.

I valori sono misurati alla presa di pressione gas della testa di combustione (vedi manuale d'istruzione del bruciatore).

A questi valori aggiungere la pressione della camera di combustione; i valori così calcolati rappresentano la pressione minima di ingresso alla rampa.



ATTENZIONE

Per valori di pressione differenti da quelli indicati contattare il Servizio Tecnico.

I valori riportati si riferiscono a:

- gas naturale G 20 - PCI 9,45 kWh/Sm³ (8,2 Mcal/Sm³)
- gas naturale G 25 - PCI 8,13 kWh/Sm³ (7,0 Mcal/Sm³)

Verbindung Brenner - Gasstrecke

1 Verbindung Brenner - Gasstrecke

1.1 Bezeichnung Gasstrecke

Serie : MB
MBC
 DMV
DMV12
 VGD
CB
 CBH
 MV
 CG

| | | | | | | | | | | | | | |
|-----------|-----|-----|-----|-----|-----|------|-----|------|------|-------|-------|-------|-----|
| Baugröße: | 405 | 407 | 410 | 412 | 415 | 420 | | | | | | | |
| | | 65 | 120 | 300 | 700 | 1200 | - | 1900 | 3100 | 5000 | | | |
| | 505 | 507 | 510 | 512 | - | 520 | 525 | 5065 | 5080 | 50100 | 50125 | 50150 | |
| | 10 | 15 | 20 | 32 | 40 | - | 50 | - | 65 | 80 | 100 | 125 | 150 |
| | | | 120 | 220 | | | | | | | | | |

Betrieb: /S nur ON-OFF -Funktion
/1 Öffnung 1. Stufe
 /2 Öffnung 2. Stufe
/P Öffnung 1. Stufe mit proportionalem Luft-/Gasregler

Dichtheitskontrolle: - 0
CT Dichtheitskontrolle in Gasstrecke
 CQ mit Druckwächter zur Dichtheitskontrolle

Verbindungstyp: R mit Gewinde
F Flansch ISO-Standard
 F1 quadratischer Flansch BS1
F2 quadratischer Flansch BS2
 F3 quadratischer Flansch BS3 - BS4

Elektrischer Anschluss: T Klemmen - Klemmenbrett
SD Haushaltsstecker
 SM Mittelleistungsstecker

Druckbereich - ohne Druckregler
 Standard-Ausgang: **0 mit Regler und proportionalem Luft-/Gasdruck**
 2 mit Regler und Ausgangsdruck bis 20 mbar
3 mit Regler und Ausgangsdruck bis 30 mbar
 4 mit Regler und Ausgangsdruck bis 40 mbar
5 mit Regler und Ausgangsdruck bis 50 mbar
 6 mit Regler und Ausgangsdruck bis 60 mbar
8 mit Regler und Ausgangsdruck bis 80 mbar
 15 mit Regler und Ausgangsdruck bis 150 mbar

Ventilsteuerung: 0 allgemein
2 getrennt

CB 5065 /1 CT F SM 3 0

BASISBEZEICHNUNG

ERWEITERTE BEZEICHNUNG

Verbindung Brenner - Gasstrecke

1.2 Gasstrecke

| Gasstrecke | | | | KIT VPS | KIT CQ | Adapter | | | |
|------------|----------------------|---------|----|---------|---------|-----------------------|--------|--------|--------|
| Code | Modell | Ø | ◆ | Code | Code | Code | | | |
| | | | | | | RS 310 | RS 410 | RS 510 | RS 610 |
| 3970180 | MB 415/1 - RT 30 | Rp 1" ½ | – | 3010123 | – | 3000826 + 20064220 | | ● | |
| 3970198 | MB 415/1 CT RT 30 | Rp 1" ½ | CT | – | – | 3000826 + 20064220 | | ● | |
| 3970250 | MB 415/1 - RT 52 | Rp 1" ½ | – | 3010123 | 3010344 | 3000826 + 20064220 | | ● | |
| 3970253 | MB 415/1 CT RT 52 | Rp 1" ½ | CT | – | – | 3000826 + 20064220 | | ● | |
| 3970232 | MB 415/1 - RSM 30 | Rp 1" ½ | – | 3010123 | – | 3000826 + 20064220 | | ● | |
| 3970181 | MB 420/1 - RT 30 | Rp 2" | – | 3010123 | – | 3000826 + 20042324 | | ● | |
| 3970182 | MB 420/1 CT RT 30 | Rp 2" | CT | – | – | 3000826 + 20042324 | | ● | |
| 3970257 | MB 420/1 - RT 52 | Rp 2" | – | 3010123 | 3010344 | 3000826 + 20042324 | | ● | |
| 3970252 | MB 420/1 CT RT 52 | Rp 2" | CT | – | – | 3000826 + 20042324 | | ● | |
| 3970233 | MB 420/1 - RSM 30 | Rp 2" | – | 3010123 | – | 3000826 + 20042324 | | ● | |
| 3970234 | MB 420/1 CT RSM 30 | Rp 2" | CT | – | – | 3000826 + 20042324 | | ● | |
| 3970221 | MBC 1200/1 - RSM 60 | Rp 2" | – | 3010367 | 3010344 | 3000826 + 20042324 | | | |
| 3970225 | MBC 1200/1 CT RSM 60 | Rp 2" | CT | – | – | 3000826 + 20042324 | | | |
| 3970222 | MBC 1900/1 - FSM 40 | DN 65 | – | 3010367 | 3010344 | 3010221 | | | |
| 3970226 | MBC 1900/1 CT FSM 40 | DN 65 | CT | – | – | 3010221 | | | |
| 3970223 | MBC 3100/1 - FSM 40 | DN 80 | – | 3010367 | 3010344 | 3010222 | | | |
| 3970227 | MBC 3100/1 CT FSM 40 | DN 80 | CT | – | – | 3010222 | | | |
| 3970224 | MBC 5000/1 - FSM 80 | DN 100 | – | 3010367 | 3010344 | 3010223 - 3010370 | | | |
| 3970228 | MBC 5000/1 CT FSM 80 | DN 100 | CT | – | – | 3010223 - 3010370 | | | |
| 3970145 | CB 512/1 - RSM 30 | Rp 1" ½ | – | 3010367 | 3010344 | 3000826 + 20064220 | | ● | |
| 20045589 | CB 512/1 CT RSM 30 | Rp 1" ½ | CT | – | – | 3000826 + 20064220 | | ● | |
| 3970146 | CB 520/1 - RSM 30 | Rp 2" | – | 3010367 | 3010344 | 3000826 + 20042324 | | | ● |
| 3970160 | CB 520/1 CT RSM 30 | Rp 2" | CT | – | – | 3000826 + 20042324 | | | ● |
| 20044659 | CB 525/1 - RSM 30 | Rp 2" | – | 3010367 | 3010344 | 3000826 + 20042324 | | | |
| 20044660 | CB 525/1 CT RSM 30 | Rp 2" | CT | – | – | 3000826 + 20042324 | | | |
| 3970147 | CB 5065/1 - FSM 30 | DN 65 | – | 3010367 | 3010344 | 3010221 | | | |
| 3970161 | CB 5065/1 CT FSM 30 | DN 65 | CT | – | – | 3010221 | | | |
| 3970148 | CB 5080/1 - FSM 30 | DN 80 | – | 3010367 | 3010344 | 3010222 | | | |
| 3970162 | CB 5080/1 CT FSM 30 | DN 80 | CT | – | – | 3010222 | | | |
| 3970149 | CB 50100/1 - FSM 30 | DN 100 | – | 3010367 | 3010344 | 3010223 - 3010370 | | | |
| 3970163 | CB 50100/1 CT FSM 30 | DN 100 | CT | – | – | 3010223 - 3010370 | | | |
| 20015871 | CB 50125/1 - FSM 30 | DN 125 | – | 3010367 | 3010367 | 3010224 | | | |
| 3970196 | CB 50125/1 CT FSM 30 | DN 125 | CT | – | – | 3010224 | | | |
| 20043035 | DMV 512/1 - RSM -0 | Rp 1" ½ | – | 3010367 | 3010367 | 3000826 + 20064220 | | ● | |
| 20043036 | DMV 512/1 CT RSM -0 | Rp 1" ½ | CT | – | – | 3000826 + 20064220 | | ● | |
| 20043037 | DMV 512/1 CQ RSM -2 | Rp 1" ½ | CQ | – | – | 3000826 + 20064220 | | ● | |
| 20043038 | DMV 520/1 - RSM -0 | Rp 2" | – | 3010367 | 3010344 | 3000826 + 20042324 | | | ● |
| 20043039 | DMV 520/1 CT RSM -0 | Rp 2" | CT | – | – | 3000826 + 20042324 | | | ● |
| 20043040 | DMV 520/1 CQ RSM -2 | Rp 2" | CQ | – | – | 3000826 + 20042324 | | | ● |
| 20043053 | DMV 525/1 - RSM -0 | Rp 2" | – | 3010367 | 3010344 | 3000826 + 20042324 | | | |
| 20043054 | DMV 525/1 CT RSM -0 | Rp 2" | CT | – | – | 3000826 + 20042324 | | | |

Verbindung Brenner - Gasstrecke

| Gasstrecke | | | | KIT VPS | KIT CQ | Adapter | | | |
|------------|-----------------------|--------|----|---------|---------|--------------------|--------|--------|--------|
| Code | Modell | Ø | ◆ | Code | Code | Code | | | |
| | | | | | | RS 310 | RS 410 | RS 510 | RS 610 |
| 20043055 | DMV 525/1 CQ RSM -2 | Rp 2" | CQ | - | - | 3000826 + 20042324 | | | |
| 20043041 | DMV 5065/1 - FSM -0 | DN 65 | - | 3010367 | 3010344 | 3010221 | | | |
| 20043042 | DMV 5065/1 CT FSM -0 | DN 65 | CT | - | - | 3010221 | | | |
| 20043043 | DMV 5065/1 CQ FSM -2 | DN 65 | CQ | - | - | 3010221 | | | |
| 20043044 | DMV 5080/1 - FSM -0 | DN 80 | - | 3010367 | 3010344 | 3010222 | | | |
| 20043045 | DMV 5080/1 CT FSM -0 | DN 80 | CT | - | - | 3010222 | | | |
| 20043046 | DMV 5080/1 CQ FSM -2 | DN 80 | CQ | - | - | 3010222 | | | |
| 20043047 | DMV 50100/1 - FSM -0 | DN 100 | - | 3010367 | 3010344 | 3010223 - 3010370 | | | |
| 20043048 | DMV 50100/1 CT FSM -0 | DN 100 | CT | - | - | 3010223 - 3010370 | | | |
| 20043049 | DMV 50100/1 CQ FSM -2 | DN 100 | CQ | - | - | 3010223 - 3010370 | | | |
| 20043050 | DMV 50125/1 - FSM -0 | DN 125 | - | 3010367 | 3010344 | 3010224 | | | |
| 20043051 | DMV 50125/1 CT FSM -0 | DN 125 | CT | - | - | 3010224 | | | |
| 20043052 | DMV 50125/1 CQ FSM -2 | DN 125 | CQ | - | - | 3010224 | | | |

Tab. A

Zeichenerklärung (Tab. A)

- ◆ Dichtheitskontrolleinrichtung für Gasventile
 - Gasstrecke ohne Dichtheitskontrolleinrichtung; Vorrichtung, die separat bestellt, siehe Spalte VPS, und nachträglich installiert werden kann.
- CT** Gasstrecke mit installierter Dichtheitskontrolleinrichtung VPS für Brenner /M.
- CQ** Gasstrecke mit Druckwächter für Dichtheitskontroll der Brenner /E und /EV.

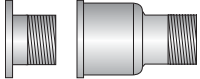
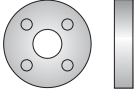


KIT VPS Dichtheitskontrolleinrichtung der Gasventile.

Auf Anfrage gesondert von der Gasstrecke lieferbar.

KIT CQ Zusätzlicher Druckwächter für Dichtheitskontroll in Verbindung mit der Brenner /E und /EV.

- Gasstrecke nicht verfügbar oder nicht geeignet für die Verbindung an den Brenner.

1.3 Adapter

| Code | Adapter | Länge (mm) |
|----------------------|---|------------|
| 3000826 |  | 300 |
| 3010370 |  | 50 |
| 20042324 20064220 |  | 65 |
| 3010221 |  | 400 |
| 3010222 | | 400 |
| 3010223 | | 400 |
| 3010224 | | 320 |

Verbindung Brenner - Gasstrecke

1.4 Feder für Druckregler

Für die Änderung des Druckbereichs des Reglers der Gasstrecke sind nachstehende Federmodelle verfügbar.

| Gasstrecke | Feder | | |
|---|---------|----------------|---------|
| | Farbe | Druckbereich | Code |
| MBC 1900/1* - 3100/1* MBC 5000/1* | Weiß | 4 - 20 mbar | 3010381 |
| | Rot | 20 - 40 mbar | 3010382 |
| | Schwarz | 40 - 80 mbar | 3010383 |
| | Grün | 80 - 150 mbar | 3010384 |
| CB 512/1* DMV 512/1* | Rot | 25 - 55 mbar | 3010131 |
| | Schwarz | 60 - 110 mbar | 3010157 |
| | Rosa | 90 - 150 mbar | 3090486 |
| CB 520/1* - 525/1* DMV 520/1* - 525/1* | Rot | 25 - 55 mbar | 3010132 |
| | Schwarz | 60 - 110 mbar | 3010158 |
| | Rosa | 90 - 150 mbar | 3090487 |
| CB 5065/1* - 5080/1* DMV 5065/1* - 5080/1* | Rot | 25 - 55 mbar | 3010133 |
| | Schwarz | 60 - 110 mbar | 3010135 |
| | Rosa | 100 - 150 mbar | 3090456 |
| | Grau | 140 - 200 mbar | 3090992 |
| CB 50100/1 * DMV 50100/1 * | Rot | 25 - 55 mbar | 3010134 |
| | Schwarz | 60 - 110 mbar | 3010136 |
| | Rosa | 100 - 150 mbar | 3090489 |
| | Grau | 140 - 200 mbar | 3092174 |
| CB 50125/1* DMV 50125/1* | Rot | 25 - 55 mbar | 3010315 |
| | Gelb | 30 - 70 mbar | 3010316 |
| | Schwarz | 60 - 110 mbar | 3010317 |
| | Rosa | 100 - 150 mbar | 3010318 |

Tab. B

* Mit und ohne Dichtheitskontrolle

1.5 Lastverlust-Diagramme

Die Diagramme geben die Verluste des Mindestdrucks des Brenners in Verbindung mit Gasstrecken bei Verwendung von Erdgas G20 und G25.

Die Werte werden am Gasdruckanschluss des Flammkopfs gemessen (siehe Betriebsanleitung des Brenners).

Diesen Werten muss der Druckwert der Brennkammer zugerechnet werden. Die sich daraus errechnenden Werte stellen den Mindestdruck am Eingang der Gasstrecke dar.



ACHTUNG

Bei Druckwerten, die von den angegebenen abweichen, nehmen Sie bitte Kontakt mit dem Technischen Kundendienst auf.

Die Werte beziehen sich auf:

- Erdgas G 20 - PCI 9,45 kWh/Sm³ (8,2 Mcal/Sm³)
- Erdgas G 25 - PCI 8,13 kWh/Sm³ (7,0 Mcal/Sm³)

Accouplement brûleur - rampe gaz

1 Accouplement brûleur - rampe gaz

1.1 Désignation rampe gaz

Série :

MB
MBC
 DMV
DMV12
 VGD
CB
 CBH
MV
 CG

Dimension :

| | | | | | | | | | | | | | |
|--|-----|-----|-----|-----|-----|------|-----|------|------|-------|-------|-------|-----|
| | 405 | 407 | 410 | 412 | 415 | 420 | | | | | | | |
| | | 65 | 120 | 300 | 700 | 1200 | - | 1900 | 3100 | 5000 | | | |
| | 505 | 507 | 510 | 512 | - | 520 | 525 | 5065 | 5080 | 50100 | 50125 | 50150 | |
| | 10 | 15 | 20 | 32 | 40 | - | 50 | - | 65 | 80 | 100 | 125 | 150 |
| | | | 120 | 220 | | | | | | | | | |

Fonctionnement : /S fonction ON-OFF uniquement

/1 ouverture 1 allure
 /2 ouverture 2 allures
/P ouverture 1 allure avec régulateur proportionnel air/gaz

Contrôle d'étanchéité : - 0

CT contrôle d'étanchéité sur la rampe
 CQ avec pressostat gaz pour contrôle d'étanchéité

Type accouplement : R fileté

F bride standard ISO
 F1 bride carrée BS1
F2 bride carrée BS2
 F3 bride carrée BS3 - BS4

Connexion électrique : T Bornes - Bornier

SD Prise de courant domestique
 SM Prise moyenne puissance

Plage de pression sortie standard :

- sans régulateur de pression
0 avec régulateur et pression proportionnelle air/gaz
 2 avec régulateur et pression sortie jusqu'à 20 mbars
3 avec régulateur et pression sortie jusqu'à 30 mbars
 4 avec régulateur et pression sortie jusqu'à 40 mbars
5 avec régulateur et pression sortie jusqu'à 50 mbars
 6 avec régulateur et pression sortie jusqu'à 60 mbars
8 avec régulateur et pression sortie jusqu'à 80 mbars
 15 avec régulateur et pression sortie jusqu'à 150 mbars

Commande vannes : 0 commune

2 séparée

CB 5065 /1 CT F SM 3 0

DÉSIGNATION BASE

DÉSIGNATION ÉLARGIE

Accouplement brûleur - rampe gaz

1.2 Rampe gaz

| Rampe gaz | | | | KIT VPS | KIT CQ | Adaptateur | | | |
|-----------|----------------------|---------|----|---------|---------|--------------------|--------|--------|--------|
| Code | Modèle | Ø | ◆ | Code | Code | Code | | | |
| | | | | | | RS 310 | RS 410 | RS 510 | RS 610 |
| 3970180 | MB 415/1 - RT 30 | Rp 1" ½ | – | 3010123 | – | 3000826 + 20064220 | | ● | |
| 3970198 | MB 415/1 CT RT 30 | Rp 1" ½ | CT | – | – | 3000826 + 20064220 | | ● | |
| 3970250 | MB 415/1 - RT 52 | Rp 1" ½ | – | 3010123 | 3010344 | 3000826 + 20064220 | | ● | |
| 3970253 | MB 415/1 CT RT 52 | Rp 1" ½ | CT | – | – | 3000826 + 20064220 | | ● | |
| 3970232 | MB 415/1 - RSM 30 | Rp 1" ½ | – | 3010123 | – | 3000826 + 20064220 | | ● | |
| 3970181 | MB 420/1 - RT 30 | Rp 2" | – | 3010123 | – | 3000826 + 20042324 | | ● | |
| 3970182 | MB 420/1 CT RT 30 | Rp 2" | CT | – | – | 3000826 + 20042324 | | ● | |
| 3970257 | MB 420/1 - RT 52 | Rp 2" | – | 3010123 | 3010344 | 3000826 + 20042324 | | ● | |
| 3970252 | MB 420/1 CT RT 52 | Rp 2" | CT | – | – | 3000826 + 20042324 | | ● | |
| 3970233 | MB 420/1 - RSM 30 | Rp 2" | – | 3010123 | – | 3000826 + 20042324 | | ● | |
| 3970234 | MB 420/1 CT RSM 30 | Rp 2" | CT | – | – | 3000826 + 20042324 | | ● | |
| 3970221 | MBC 1200/1 - RSM 60 | Rp 2" | – | 3010367 | 3010344 | 3000826 + 20042324 | | | |
| 3970225 | MBC 1200/1 CT RSM 60 | Rp 2" | CT | – | – | 3000826 + 20042324 | | | |
| 3970222 | MBC 1900/1 - FSM 40 | DN 65 | – | 3010367 | 3010344 | 3010221 | | | |
| 3970226 | MBC 1900/1 CT FSM 40 | DN 65 | CT | – | – | 3010221 | | | |
| 3970223 | MBC 3100/1 - FSM 40 | DN 80 | – | 3010367 | 3010344 | 3010222 | | | |
| 3970227 | MBC 3100/1 CT FSM 40 | DN 80 | CT | – | – | 3010222 | | | |
| 3970224 | MBC 5000/1 - FSM 80 | DN 100 | – | 3010367 | 3010344 | 3010223 - 3010370 | | | |
| 3970228 | MBC 5000/1 CT FSM 80 | DN 100 | CT | – | – | 3010223 - 3010370 | | | |
| 3970145 | CB 512/1 - RSM 30 | Rp 1" ½ | – | 3010367 | 3010344 | 3000826 + 20064220 | | ● | |
| 20045589 | CB 512/1 CT RSM 30 | Rp 1" ½ | CT | – | – | 3000826 + 20064220 | | ● | |
| 3970146 | CB 520/1 - RSM 30 | Rp 2" | – | 3010367 | 3010344 | 3000826 + 20042324 | | | ● |
| 3970160 | CB 520/1 CT RSM 30 | Rp 2" | CT | – | – | 3000826 + 20042324 | | | ● |
| 20044659 | CB 525/1 - RSM 30 | Rp 2" | – | 3010367 | 3010344 | 3000826 + 20042324 | | | |
| 20044660 | CB 525/1 CT RSM 30 | Rp 2" | CT | – | – | 3000826 + 20042324 | | | |
| 3970147 | CB 5065/1 - FSM 30 | DN 65 | – | 3010367 | 3010344 | 3010221 | | | |
| 3970161 | CB 5065/1 CT FSM 30 | DN 65 | CT | – | – | 3010221 | | | |
| 3970148 | CB 5080/1 - FSM 30 | DN 80 | – | 3010367 | 3010344 | 3010222 | | | |
| 3970162 | CB 5080/1 CT FSM 30 | DN 80 | CT | – | – | 3010222 | | | |
| 3970149 | CB 50100/1 - FSM 30 | DN 100 | – | 3010367 | 3010344 | 3010223 - 3010370 | | | |
| 3970163 | CB 50100/1 CT FSM 30 | DN 100 | CT | – | – | 3010223 - 3010370 | | | |
| 20015871 | CB 50125/1 - FSM 30 | DN 125 | – | 3010367 | 3010367 | 3010224 | | | |
| 3970196 | CB 50125/1 CT FSM 30 | DN 125 | CT | – | – | 3010224 | | | |
| 20043035 | DMV 512/1 - RSM -0 | Rp 1" ½ | – | 3010367 | 3010367 | 3000826 + 20064220 | | ● | |
| 20043036 | DMV 512/1 CT RSM -0 | Rp 1" ½ | CT | – | – | 3000826 + 20064220 | | ● | |
| 20043037 | DMV 512/1 CQ RSM -2 | Rp 1" ½ | CQ | – | – | 3000826 + 20064220 | | ● | |
| 20043038 | DMV 520/1 - RSM -0 | Rp 2" | – | 3010367 | 3010344 | 3000826 + 20042324 | | | ● |
| 20043039 | DMV 520/1 CT RSM -0 | Rp 2" | CT | – | – | 3000826 + 20042324 | | | ● |
| 20043040 | DMV 520/1 CQ RSM -2 | Rp 2" | CQ | – | – | 3000826 + 20042324 | | | ● |
| 20043053 | DMV 525/1 - RSM -0 | Rp 2" | – | 3010367 | 3010344 | 3000826 + 20042324 | | | |

Accouplement brûleur - rampe gaz

| Rampe gaz | | | | KIT VPS | KIT CQ | Adaptateur | | | |
|-----------|-----------------------|--------|----|---------|---------|--------------------|--------|--------|--------|
| Code | Modèle | Ø | ◆ | Code | Code | Code | | | |
| | | | | | | RS 310 | RS 410 | RS 510 | RS 610 |
| 20043054 | DMV 525/1 CT RSM -0 | Rp 2" | CT | - | - | 3000826 + 20042324 | | | |
| 20043055 | DMV 525/1 CQ RSM -2 | Rp 2" | CQ | - | - | 3000826 + 20042324 | | | |
| 20043041 | DMV 5065/1 - FSM -0 | DN 65 | - | 3010367 | 3010344 | 3010221 | | | |
| 20043042 | DMV 5065/1 CT FSM -0 | DN 65 | CT | - | - | 3010221 | | | |
| 20043043 | DMV 5065/1 CQ FSM -2 | DN 65 | CQ | - | - | 3010221 | | | |
| 20043044 | DMV 5080/1 - FSM -0 | DN 80 | - | 3010367 | 3010344 | 3010222 | | | |
| 20043045 | DMV 5080/1 CT FSM -0 | DN 80 | CT | - | - | 3010222 | | | |
| 20043046 | DMV 5080/1 CQ FSM -2 | DN 80 | CQ | - | - | 3010222 | | | |
| 20043047 | DMV 50100/1 - FSM -0 | DN 100 | - | 3010367 | 3010344 | 3010223 - 3010370 | | | |
| 20043048 | DMV 50100/1 CT FSM -0 | DN 100 | CT | - | - | 3010223 - 3010370 | | | |
| 20043049 | DMV 50100/1 CQ FSM -2 | DN 100 | CQ | - | - | 3010223 - 3010370 | | | |
| 20043050 | DMV 50125/1 - FSM -0 | DN 125 | - | 3010367 | 3010344 | 3010224 | | | |
| 20043051 | DMV 50125/1 CT FSM -0 | DN 125 | CT | - | - | 3010224 | | | |
| 20043052 | DMV 50125/1 CQ FSM -2 | DN 125 | CQ | - | - | 3010224 | | | |

Tab. A

Légende ()

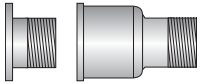



- ◆ Dispositif de contrôle d'étanchéité des vannes gaz :
 - rampe sans dispositif de contrôle d'étanchéité ; le dispositif peut être commandé séparément, voir la colonne VPS, et installé après.
- CT** rampe avec dispositif de contrôle d'étanchéité VPS déjà installé pour brûleur /M.
- CQ** rampe avec pressostat pour le contrôle d'étanchéité des brûleurs /E et /EV.

KIT VPS Dispositif de contrôle d'étanchéité des vannes. Fourni sur demande séparément de la rampe gaz.

KIT CQ Pressostat supplémentaire pour le contrôle d'étanchéité en combinaison avec des brûleurs /E et /EV.

- Rampe gaz pas disponible ou pas adapté pour l'accouplement au brûleur.

1.3 Adaptateur

| Code | Adaptateur | Longueur (mm) |
|----------------------|---|---------------|
| 3000826 |  | 300 |
| 3010370 |  | 50 |
| 20042324 20064220 |  | 65 |
| 3010221 |  | 400 |
| 3010222 | | 400 |
| 3010223 | | 400 |
| 3010224 | | 320 |

Accouplement brûleur - rampe gaz

1.4 Ressort pour régulateur de pression

Les modèles de ressort disponibles pour modifier la plage de pression du régulateur de la rampe gaz sont indiqués ci-dessous.

| Rampe gaz | Ressort | | |
|---|---------|-------------------|---------|
| | Couleur | Plage de pression | Code |
| MBC 1900/1* - 3100/1* MBC 5000/1* | Blanc | 4 - 20 mbar | 3010381 |
| | Rouge | 20 - 40 mbar | 3010382 |
| | Noir | 40 - 80 mbar | 3010383 |
| | Vert | 80 - 150 mbar | 3010384 |
| CB 512/1* DMV 512/1* | Rouge | 25 - 55 mbar | 3010131 |
| | Noir | 60 - 110 mbar | 3010157 |
| | Rose | 90 - 150 mbar | 3090486 |
| CB 520/1* - 525/1* DMV 520/1* - 525/1* | Rouge | 25 - 55 mbar | 3010132 |
| | Noir | 60 - 110 mbar | 3010158 |
| | Rose | 90 - 150 mbar | 3090487 |
| CB 5065/1* - 5080/1* DMV 5065/1* - 5080/1* | Rouge | 25 - 55 mbar | 3010133 |
| | Noir | 60 - 110 mbar | 3010135 |
| | Rose | 100 - 150 mbar | 3090456 |
| | Gris | 140 - 200 mbar | 3090992 |
| CB 50100/1 * DMV 50100/1 * | Rouge | 25 - 55 mbar | 3010134 |
| | Noir | 60 - 110 mbar | 3010136 |
| | Rose | 100 - 150 mbar | 3090489 |
| | Gris | 140 - 200 mbar | 3092174 |
| CB 50125/1* DMV 50125/1* | Rouge | 25 - 55 mbar | 3010315 |
| | Jaune | 30 - 70 mbar | 3010316 |
| | Noir | 60 - 110 mbar | 3010317 |
| | Rose | 100 - 150 mbar | 3010318 |

Tab. B

* Avec et sans contrôle d'étanchéité

1.5 Diagrammes des pertes de charge

Les diagrammes indiquent les pertes de pression minimale du brûleur en accouplement avec les rampes gaz avec utilisation des gaz naturels G20 et G25.

Les valeurs sont mesurées au niveau de la prise de pression de gaz de la tête de combustion (se référer au manuel d'instructions du brûleur).

Ajouter la pression de la chambre de combustion à ces valeurs ; les valeurs ainsi calculées représentent la pression minimale d'entrée à la rampe.



ATTENTION

Pour des niveaux de pression différents de ceux indiqués s'adresser au Service Technique.

Les valeurs reportées se réfèrent à :

- gaz naturel G 20 PCI 9,45 kWh/Sm³ (8,2 Mcal/Sm³)
- gaz naturel G 25 PCI 8,13 kWh/Sm³ (7,0 Mcal/Sm³)

Burner combined with gas train

1 Burner combined with gas train

1.1 Gas train designation

Series: MB

MBC

DMV

DMV12

VGD

CB

CBH

MV

CG

Size:

405 407 410 412 415 420

65 120 300 700 1200 - 1900 3100 5000

505 507 510 512 - 520 525 5065 5080 50100 50125 50150

10 15 20 32 40 - 50 - 65 80 100 125 150

120 220

Operation:

/S only ON-OFF function

/1 1st stage mode opening

/2 2nd stage mode opening

/P 1st stage mode opening with air/gas proportional regulator

Leak detection control:

- 0

CT leak detection control device installed on the gas train

CQ equipped with pressure switch for leak detection control

Joint type:

R threaded joint

F standard flange ISO

F1 square flange BS1

F2 square flange BS2

F3 square flange BS3 - BS4

Electrical connection:

T Terminals - Terminal strip

SD Domestic plug

SM Medium voltage plug

Standard output pressure range:

- without pressure governor

0 with governor and air/gas proportional pressure

2 with governor and output pressure up to 20 mbar

3 with governor and output pressure up to 30 mbar

4 with governor and output pressure up to 40 mbar

5 with governor and output pressure up to 50 mbar

6 with governor and output pressure up to 60 mbar

8 with governor and output pressure up to 80 mbar

15 with governor and output pressure up to 150 mbar

Valve control:

0 shared

2 separate

CB 5065 /1 CT F SM 3 0

BASIC DESIGNATION

EXTENDED DESIGNATION

Burner combined with gas train

1.2 Gas train

| Gas train | | | | VPS KIT | CQ KIT | Adapter | | | |
|-----------|----------------------|---------|----|---------|---------|-----------------------|--------|--------|--------|
| Code | Model | Ø | ◆ | Code | Code | Code | | | |
| | | | | | | RS 310 | RS 410 | RS 510 | RS 610 |
| 3970180 | MB 415/1 - RT 30 | Rp 1" ½ | - | 3010123 | - | 3000826 + 20064220 | | ● | |
| 3970198 | MB 415/1 CT RT 30 | Rp 1" ½ | CT | - | - | 3000826 + 20064220 | | ● | |
| 3970250 | MB 415/1 - RT 52 | Rp 1" ½ | - | 3010123 | 3010344 | 3000826 + 20064220 | | ● | |
| 3970253 | MB 415/1 CT RT 52 | Rp 1" ½ | CT | - | - | 3000826 + 20064220 | | ● | |
| 3970232 | MB 415/1 - RSM 30 | Rp 1" ½ | - | 3010123 | - | 3000826 + 20064220 | | ● | |
| 3970181 | MB 420/1 - RT 30 | Rp 2" | - | 3010123 | - | 3000826 + 20042324 | | ● | |
| 3970182 | MB 420/1 CT RT 30 | Rp 2" | CT | - | - | 3000826 + 20042324 | | ● | |
| 3970257 | MB 420/1 - RT 52 | Rp 2" | - | 3010123 | 3010344 | 3000826 + 20042324 | | ● | |
| 3970252 | MB 420/1 CT RT 52 | Rp 2" | CT | - | - | 3000826 + 20042324 | | ● | |
| 3970233 | MB 420/1 - RSM 30 | Rp 2" | - | 3010123 | - | 3000826 + 20042324 | | ● | |
| 3970234 | MB 420/1 CT RSM 30 | Rp 2" | CT | - | - | 3000826 + 20042324 | | ● | |
| 3970221 | MBC 1200/1 - RSM 60 | Rp 2" | - | 3010367 | 3010344 | 3000826 + 20042324 | | | |
| 3970225 | MBC 1200/1 CT RSM 60 | Rp 2" | CT | - | - | 3000826 + 20042324 | | | |
| 3970222 | MBC 1900/1 - FSM 40 | DN 65 | - | 3010367 | 3010344 | 3010221 | | | |
| 3970226 | MBC 1900/1 CT FSM 40 | DN 65 | CT | - | - | 3010221 | | | |
| 3970223 | MBC 3100/1 - FSM 40 | DN 80 | - | 3010367 | 3010344 | 3010222 | | | |
| 3970227 | MBC 3100/1 CT FSM 40 | DN 80 | CT | - | - | 3010222 | | | |
| 3970224 | MBC 5000/1 - FSM 80 | DN 100 | - | 3010367 | 3010344 | 3010223 - 3010370 | | | |
| 3970228 | MBC 5000/1 CT FSM 80 | DN 100 | CT | - | - | 3010223 - 3010370 | | | |
| 3970145 | CB 512/1 - RSM 30 | Rp 1" ½ | - | 3010367 | 3010344 | 3000826 + 20064220 | | ● | |
| 20045589 | CB 512/1 CT RSM 30 | Rp 1" ½ | CT | - | - | 3000826 + 20064220 | | ● | |
| 3970146 | CB 520/1 - RSM 30 | Rp 2" | - | 3010367 | 3010344 | 3000826 + 20042324 | | | ● |
| 3970160 | CB 520/1 CT RSM 30 | Rp 2" | CT | - | - | 3000826 + 20042324 | | | ● |
| 20044659 | CB 525/1 - RSM 30 | Rp 2" | - | 3010367 | 3010344 | 3000826 + 20042324 | | | |
| 20044660 | CB 525/1 CT RSM 30 | Rp 2" | CT | - | - | 3000826 + 20042324 | | | |
| 3970147 | CB 5065/1 - FSM 30 | DN 65 | - | 3010367 | 3010344 | 3010221 | | | |
| 3970161 | CB 5065/1 CT FSM 30 | DN 65 | CT | - | - | 3010221 | | | |
| 3970148 | CB 5080/1 - FSM 30 | DN 80 | - | 3010367 | 3010344 | 3010222 | | | |
| 3970162 | CB 5080/1 CT FSM 30 | DN 80 | CT | - | - | 3010222 | | | |
| 3970149 | CB 50100/1 - FSM 30 | DN 100 | - | 3010367 | 3010344 | 3010223 - 3010370 | | | |
| 3970163 | CB 50100/1 CT FSM 30 | DN 100 | CT | - | - | 3010223 - 3010370 | | | |
| 20015871 | CB 50125/1 - FSM 30 | DN 125 | - | 3010367 | 3010367 | 3010224 | | | |
| 3970196 | CB 50125/1 CT FSM 30 | DN 125 | CT | - | - | 3010224 | | | |
| 20043035 | DMV 512/1 - RSM -0 | Rp 1" ½ | - | 3010367 | 3010367 | 3000826 + 20064220 | | ● | |
| 20043036 | DMV 512/1 CT RSM -0 | Rp 1" ½ | CT | - | - | 3000826 + 20064220 | | ● | |
| 20043037 | DMV 512/1 CQ RSM -2 | Rp 1" ½ | CQ | - | - | 3000826 + 20064220 | | ● | |
| 20043038 | DMV 520/1 - RSM -0 | Rp 2" | - | 3010367 | 3010344 | 3000826 + 20042324 | | | ● |
| 20043039 | DMV 520/1 CT RSM -0 | Rp 2" | CT | - | - | 3000826 + 20042324 | | | ● |
| 20043040 | DMV 520/1 CQ RSM -2 | Rp 2" | CQ | - | - | 3000826 + 20042324 | | | ● |
| 20043053 | DMV 525/1 - RSM -0 | Rp 2" | - | 3010367 | 3010344 | 3000826 + 20042324 | | | |
| 20043054 | DMV 525/1 CT RSM -0 | Rp 2" | CT | - | - | 3000826 + 20042324 | | | |

Burner combined with gas train

| Gas train | | | | VPS KIT | CQ KIT | Adapter | | | |
|-----------|-----------------------|--------|-----------|---------|---------|--------------------|--------|--------|--------|
| Code | Model | Ø | ◆ | Code | Code | Code | | | |
| | | | | | | RS 310 | RS 410 | RS 510 | RS 610 |
| 20043055 | DMV 525/1 CQ RSM -2 | Rp 2" | CQ | - | - | 3000826 + 20042324 | | | |
| 20043041 | DMV 5065/1 - FSM -0 | DN 65 | - | 3010367 | 3010344 | 3010221 | | | |
| 20043042 | DMV 5065/1 CT FSM -0 | DN 65 | CT | - | - | 3010221 | | | |
| 20043043 | DMV 5065/1 CQ FSM -2 | DN 65 | CQ | - | - | 3010221 | | | |
| 20043044 | DMV 5080/1 - FSM -0 | DN 80 | - | 3010367 | 3010344 | 3010222 | | | |
| 20043045 | DMV 5080/1 CT FSM -0 | DN 80 | CT | - | - | 3010222 | | | |
| 20043046 | DMV 5080/1 CQ FSM -2 | DN 80 | CQ | - | - | 3010222 | | | |
| 20043047 | DMV 50100/1 - FSM -0 | DN 100 | - | 3010367 | 3010344 | 3010223 - 3010370 | | | |
| 20043048 | DMV 50100/1 CT FSM -0 | DN 100 | CT | - | - | 3010223 - 3010370 | | | |
| 20043049 | DMV 50100/1 CQ FSM -2 | DN 100 | CQ | - | - | 3010223 - 3010370 | | | |
| 20043050 | DMV 50125/1 - FSM -0 | DN 125 | - | 3010367 | 3010344 | 3010224 | | | |
| 20043051 | DMV 50125/1 CT FSM -0 | DN 125 | CT | - | - | 3010224 | | | |
| 20043052 | DMV 50125/1 CQ FSM -2 | DN 125 | CQ | - | - | 3010224 | | | |

Tab. A

Key to layout (Tab. A)

- ◆ Gas valve leak detection control device:
 - gas train not equipped with leak detection control device; this device can be ordered separately - see VPS column - and installed later.
- CT** gas train equipped with VPS leak detection control device for burners /M.
- CQ** gas train with pressure switch for leak detection control of burners /E and /EV.

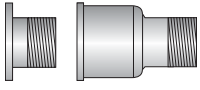
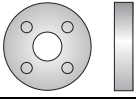


VPS KIT Valve leak detection control device.

Supplied separately from the gas train, on demand.

CQ KIT Additional pressure switch for leak detection control in combination with burners /E and /EV.

- Gas train not available or not suitable for the matching to the burner.

1.3 Adapter

| Code | Adapter | Length (mm) |
|----------------------|---|-------------|
| 3000826 |  | 300 |
| 3010370 |  | 50 |
| 20042324 20064220 |  | 65 |
| 3010221 |  | 400 |
| 3010222 | | 400 |
| 3010223 | | 400 |
| 3010224 | | 320 |

Burner combined with gas train

1.4 Spring for pressure governor

The following are the available spring models which can be used to modify the gas train governor pressure range.

| Gas train | Spring | | |
|---|--------|----------------|---------|
| | Colour | Pressure range | Code |
| MBC 1900/1* - 3100/1* MBC 5000/1* | White | 4 - 20 mbar | 3010381 |
| | Red | 20 - 40 mbar | 3010382 |
| | Black | 40 - 80 mbar | 3010383 |
| | Green | 80 - 150 mbar | 3010384 |
| CB 512/1* DMV 512/1* | Red | 25 - 55 mbar | 3010131 |
| | Black | 60 - 110 mbar | 3010157 |
| | Pink | 90 - 150 mbar | 3090486 |
| CB 520/1* - 525/1* DMV 520/1* - 525/1* | Red | 25 - 55 mbar | 3010132 |
| | Black | 60 - 110 mbar | 3010158 |
| | Pink | 90 - 150 mbar | 3090487 |
| CB 5065/1* - 5080/1* DMV 5065/1* - 5080/1* | Red | 25 - 55 mbar | 3010133 |
| | Black | 60 - 110 mbar | 3010135 |
| | Pink | 100 - 150 mbar | 3090456 |
| | Grey | 140 - 200 mbar | 3090992 |
| CB 50100/1 * DMV 50100/1 * | Red | 25 - 55 mbar | 3010134 |
| | Black | 60 - 110 mbar | 3010136 |
| | Pink | 100 - 150 mbar | 3090489 |
| | Grey | 140 - 200 mbar | 3092174 |
| CB 50125/1* DMV 50125/1* | Red | 25 - 55 mbar | 3010315 |
| | Yellow | 30 - 70 mbar | 3010316 |
| | Black | 60 - 110 mbar | 3010317 |
| | Pink | 100 - 150 mbar | 3010318 |

Tab. B

* Version available both with leak detection control device and without it

1.5 Pressure loss diagrams

The diagrams show the minimum pressure losses of the burner combined with trains using natural gas (G20 and G25).

Values are measured at combustion head pressure test point (see burner instruction manual).

Add to these values the combustion chamber pressure to get the minimum train input pressure.



WARNING

For pressure levels different from those indicated above, please contact the Technical Office.

The values indicated refer to:

- natural gas G 20 - PCI 9.45 kWh/Sm³ (8.2 Mcal/Sm³)
- natural gas G 25 - PCI 8.13 kWh/Sm³ (7.0 Mcal/Sm³)

Combinación quemador - rampa de gas

1 Combinación quemador - rampa de gas

1.1 Designación rampa de gas

Serie :

MB
MBC
DMV
DMV12
VGD
CB
CBH
MV
CG

| | | | | | | | | | | | | | |
|----------------------|-----|-----|-----|-----|-----|------|-----|------|------|-------|-------|-------|-----|
| Tamaño constructivo: | 405 | 407 | 410 | 412 | 415 | 420 | | | | | | | |
| | | 65 | 120 | 300 | 700 | 1200 | - | 1900 | 3100 | 5000 | | | |
| | 505 | 507 | 510 | 512 | - | 520 | 525 | 5065 | 5080 | 50100 | 50125 | 50150 | |
| | 10 | 15 | 20 | 32 | 40 | - | 50 | - | 65 | 80 | 100 | 125 | 150 |
| | | | 120 | 220 | | | | | | | | | |

Funcionamiento: /S sólo función ON-OFF
/1 abertura 1º fase
/2 abertura 2º fase
/P abertura 1º fase con regulador proporcional aire/gas

Control de estanqueidad: - 0
CT control de estanqueidad de la rampa
CQ con presostato gas para control de estanqueidad

Tipo unión: R roscado
F brida estándar ISO
F1 brida cuadrada BS1
F2 brida cuadrada BS2
F3 brida cuadrada BS3 - BS4

Conexión eléctrica: T Terminales - Regleta de conexión
SD Conector doméstico
SM Conector potencia media

Campo de presión salida estándar: - sin regulador de presión
0 con regulador y presión proporcional aire/gas
2 con regulador y presión salida hasta 20 mbar
3 con regulador y presión salida hasta 30 mbar
4 con regulador y presión salida hasta 40 mbar
5 con regulador y presión salida hasta 50 mbar
6 con regulador y presión salida hasta 60 mbar
8 con regulador y presión salida hasta 80 mbar
15 con regulador y presión salida hasta 150 mbar

Mando válvulas: 0 común
2 separado

CB 5065 /1 CT F SM 3 0

DESIGNACIÓN BASE

DESIGNACIÓN AMPLIADA

Combinación quemador - rampa de gas

1.2 Rampa de gas

| Rampa de gas | | | | KIT VPS | KIT CQ | Adaptador | | | |
|--------------|----------------------|---------|----|---------|---------|-----------------------|--------|--------|--------|
| Código | Modelo | Ø | ◆ | Código | Código | Código | | | |
| | | | | | | RS 310 | RS 410 | RS 510 | RS 610 |
| 3970180 | MB 415/1 - RT 30 | Rp 1" ½ | - | 3010123 | - | 3000826 + 20064220 | | ● | |
| 3970198 | MB 415/1 CT RT 30 | Rp 1" ½ | CT | - | - | 3000826 + 20064220 | | ● | |
| 3970250 | MB 415/1 - RT 52 | Rp 1" ½ | - | 3010123 | 3010344 | 3000826 + 20064220 | | ● | |
| 3970253 | MB 415/1 CT RT 52 | Rp 1" ½ | CT | - | - | 3000826 + 20064220 | | ● | |
| 3970232 | MB 415/1 - RSM 30 | Rp 1" ½ | - | 3010123 | - | 3000826 + 20064220 | | ● | |
| 3970181 | MB 420/1 - RT 30 | Rp 2" | - | 3010123 | - | 3000826 + 20042324 | | ● | |
| 3970182 | MB 420/1 CT RT 30 | Rp 2" | CT | - | - | 3000826 + 20042324 | | ● | |
| 3970257 | MB 420/1 - RT 52 | Rp 2" | - | 3010123 | 3010344 | 3000826 + 20042324 | | ● | |
| 3970252 | MB 420/1 CT RT 52 | Rp 2" | CT | - | - | 3000826 + 20042324 | | ● | |
| 3970233 | MB 420/1 - RSM 30 | Rp 2" | - | 3010123 | - | 3000826 + 20042324 | | ● | |
| 3970234 | MB 420/1 CT RSM 30 | Rp 2" | CT | - | - | 3000826 + 20042324 | | ● | |
| 3970221 | MBC 1200/1 - RSM 60 | Rp 2" | - | 3010367 | 3010344 | 3000826 + 20042324 | | | |
| 3970225 | MBC 1200/1 CT RSM 60 | Rp 2" | CT | - | - | 3000826 + 20042324 | | | |
| 3970222 | MBC 1900/1 - FSM 40 | DN 65 | - | 3010367 | 3010344 | 3010221 | | | |
| 3970226 | MBC 1900/1 CT FSM 40 | DN 65 | CT | - | - | 3010221 | | | |
| 3970223 | MBC 3100/1 - FSM 40 | DN 80 | - | 3010367 | 3010344 | 3010222 | | | |
| 3970227 | MBC 3100/1 CT FSM 40 | DN 80 | CT | - | - | 3010222 | | | |
| 3970224 | MBC 5000/1 - FSM 80 | DN 100 | - | 3010367 | 3010344 | 3010223 - 3010370 | | | |
| 3970228 | MBC 5000/1 CT FSM 80 | DN 100 | CT | - | - | 3010223 - 3010370 | | | |
| 3970145 | CB 512/1 - RSM 30 | Rp 1" ½ | - | 3010367 | 3010344 | 3000826 + 20064220 | | ● | |
| 20045589 | CB 512/1 CT RSM 30 | Rp 1" ½ | CT | - | - | 3000826 + 20064220 | | ● | |
| 3970146 | CB 520/1 - RSM 30 | Rp 2" | - | 3010367 | 3010344 | 3000826 + 20042324 | | | ● |
| 3970160 | CB 520/1 CT RSM 30 | Rp 2" | CT | - | - | 3000826 + 20042324 | | | ● |
| 20044659 | CB 525/1 - RSM 30 | Rp 2" | - | 3010367 | 3010344 | 3000826 + 20042324 | | | |
| 20044660 | CB 525/1 CT RSM 30 | Rp 2" | CT | - | - | 3000826 + 20042324 | | | |
| 3970147 | CB 5065/1 - FSM 30 | DN 65 | - | 3010367 | 3010344 | 3010221 | | | |
| 3970161 | CB 5065/1 CT FSM 30 | DN 65 | CT | - | - | 3010221 | | | |
| 3970148 | CB 5080/1 - FSM 30 | DN 80 | - | 3010367 | 3010344 | 3010222 | | | |
| 3970162 | CB 5080/1 CT FSM 30 | DN 80 | CT | - | - | 3010222 | | | |
| 3970149 | CB 50100/1 - FSM 30 | DN 100 | - | 3010367 | 3010344 | 3010223 - 3010370 | | | |
| 3970163 | CB 50100/1 CT FSM 30 | DN 100 | CT | - | - | 3010223 - 3010370 | | | |
| 20015871 | CB 50125/1 - FSM 30 | DN 125 | - | 3010367 | 3010367 | 3010224 | | | |
| 3970196 | CB 50125/1 CT FSM 30 | DN 125 | CT | - | - | 3010224 | | | |
| 20043035 | DMV 512/1 - RSM -0 | Rp 1" ½ | - | 3010367 | 3010367 | 3000826 + 20064220 | | ● | |
| 20043036 | DMV 512/1 CT RSM -0 | Rp 1" ½ | CT | - | - | 3000826 + 20064220 | | ● | |
| 20043037 | DMV 512/1 CQ RSM -2 | Rp 1" ½ | CQ | - | - | 3000826 + 20064220 | | ● | |
| 20043038 | DMV 520/1 - RSM -0 | Rp 2" | - | 3010367 | 3010344 | 3000826 + 20042324 | | | ● |
| 20043039 | DMV 520/1 CT RSM -0 | Rp 2" | CT | - | - | 3000826 + 20042324 | | | ● |
| 20043040 | DMV 520/1 CQ RSM -2 | Rp 2" | CQ | - | - | 3000826 + 20042324 | | | ● |
| 20043053 | DMV 525/1 - RSM -0 | Rp 2" | - | 3010367 | 3010344 | 3000826 + 20042324 | | | |

Combinación quemador - rampa de gas

| Rampa de gas | | | | KIT VPS | KIT CQ | Adaptador | | | |
|--------------|-----------------------|--------|----|---------|---------|--------------------|--------|--------|--------|
| Código | Modelo | Ø | ◆ | Código | Código | Código | | | |
| | | | | | | RS 310 | RS 410 | RS 510 | RS 610 |
| 20043054 | DMV 525/1 CT RSM -0 | Rp 2" | CT | - | - | 3000826 + 20042324 | | | |
| 20043055 | DMV 525/1 CQ RSM -2 | Rp 2" | CQ | - | - | 3000826 + 20042324 | | | |
| 20043041 | DMV 5065/1 - FSM -0 | DN 65 | - | 3010367 | 3010344 | 3010221 | | | |
| 20043042 | DMV 5065/1 CT FSM -0 | DN 65 | CT | - | - | 3010221 | | | |
| 20043043 | DMV 5065/1 CQ FSM -2 | DN 65 | CQ | - | - | 3010221 | | | |
| 20043044 | DMV 5080/1 - FSM -0 | DN 80 | - | 3010367 | 3010344 | 3010222 | | | |
| 20043045 | DMV 5080/1 CT FSM -0 | DN 80 | CT | - | - | 3010222 | | | |
| 20043046 | DMV 5080/1 CQ FSM -2 | DN 80 | CQ | - | - | 3010222 | | | |
| 20043047 | DMV 50100/1 - FSM -0 | DN 100 | - | 3010367 | 3010344 | 3010223 - 3010370 | | | |
| 20043048 | DMV 50100/1 CT FSM -0 | DN 100 | CT | - | - | 3010223 - 3010370 | | | |
| 20043049 | DMV 50100/1 CQ FSM -2 | DN 100 | CQ | - | - | 3010223 - 3010370 | | | |
| 20043050 | DMV 50125/1 - FSM -0 | DN 125 | - | 3010367 | 3010344 | 3010224 | | | |
| 20043051 | DMV 50125/1 CT FSM -0 | DN 125 | CT | - | - | 3010224 | | | |
| 20043052 | DMV 50125/1 CQ FSM -2 | DN 125 | CQ | - | - | 3010224 | | | |

Tab. A

Leyenda (Tab. A)





- ◆ Dispositivo de control de la estanqueidad válvulas de gas:
 - rampa sin el dispositivo de control de estanqueidad; dispositivo que puede pedirse por separado, ver columna VPS, e instalarse sucesivamente.
- CT** rampa con el dispositivo de control de estanqueidad VPS instalado para quemadores /M.
- CQ** rampa con presostato para el control de estanqueidad de quemadores /E y /EV.

KIT VPS Dispositivo de control de la estanqueidad de las válvulas. Se suministra aparte de la rampa de gas, sobre demanda.

KIT CQ Presostato adicional para el control de estanqueidad en combinación con quemadores /E y /EV.

- Rampa de gas no disponible o no adecuado para la combinación al quemador.

1.3 Adaptador

| Código | Adaptador | Longitud (mm) |
|----------------------|---|---------------|
| 3000826 |  | 300 |
| 3010370 |  | 50 |
| 20042324 20064220 |  | 65 |
| 3010221 |  | 400 |
| 3010222 | | 400 |
| 3010223 | | 400 |
| 3010224 | | 320 |

Combinación quemador - rampa de gas

1.4 Muelle para el regulador de presión

Para cambiar el campo de presión del regulador de la rampa de gas están disponibles los modelos de muelles indicados a continuación.

| Rampa de gas | Muelle | | |
|---|----------|------------------|---------|
| | Color | Campo de presión | Código |
| MBC 1900/1* - 3100/1* MBC 5000/1* | Blanco | 4 - 20 mbar | 3010381 |
| | Rojo | 20 - 40 mbar | 3010382 |
| | Negro | 40 - 80 mbar | 3010383 |
| | Verde | 80 - 150 mbar | 3010384 |
| CB 512/1* DMV 512/1* | Rojo | 25 - 55 mbar | 3010131 |
| | Negro | 60 - 110 mbar | 3010157 |
| | Rosa | 90 - 150 mbar | 3090486 |
| CB 520/1* - 525/1* DMV 520/1* - 525/1* | Rojo | 25 - 55 mbar | 3010132 |
| | Negro | 60 - 110 mbar | 3010158 |
| | Rosa | 90 - 150 mbar | 3090487 |
| CB 5065/1* - 5080/1* DMV 5065/1* - 5080/1* | Rojo | 25 - 55 mbar | 3010133 |
| | Negro | 60 - 110 mbar | 3010135 |
| | Rosa | 100 - 150 mbar | 3090456 |
| | Gris | 140 - 200 mbar | 3090992 |
| CB 50100/1 * DMV 50100/1 * | Rojo | 25 - 55 mbar | 3010134 |
| | Negro | 60 - 110 mbar | 3010136 |
| | Rosa | 100 - 150 mbar | 3090489 |
| | Gris | 140 - 200 mbar | 3092174 |
| CB 50125/1* DMV 50125/1* | Rojo | 25 - 55 mbar | 3010315 |
| | Amarillo | 30 - 70 mbar | 3010316 |
| | Negro | 60 - 110 mbar | 3010317 |
| | Rosa | 100 - 150 mbar | 3010318 |

Tab. B

* Con y sin control de estanqueidad

1.5 Diagramas pérdida de presión

Los diagramas indican las pérdidas de presión mínimas del quemador combinadas con las rampas de gas utilizando gas natural G20 y G25.

Los valores son medidos en la toma de presión de gas del cabezal de combustión (ver manual de instrucciones del quemador).

A estos valores se le debe sumar la presión de la cámara de combustión; los valores calculados de esta manera representan la presión mínima de ingreso a la rampa.



ATENCIÓN

Para niveles de presión diferentes, póngase en contacto con nuestro Servicio Técnico.

Los valores indicados se refieren a:

- gas natural G 20 - PCI 9,45 kWh/Sm³ (8,2 Mcal/Sm³)
- gas natural G 25 - PCI 8,13 kWh/Sm³ (7,0 Mcal/Sm³)

1 Combinatie brander - gasstraat

1.1 Aanduiding gasstraat

Serie: MB

MBC

DMV

DMV12

VGD

CB

CBH

MV

CG

| | | | | | | | | | | | | | |
|-------------------------|-----|-----|-----|-----|-----|------|-----|------|------|-------|-------|-------|-----|
| Constructie afmetingen: | 405 | 407 | 410 | 412 | 415 | 420 | | | | | | | |
| | | 65 | 120 | 300 | 700 | 1200 | - | 1900 | 3100 | 5000 | | | |
| | 505 | 507 | 510 | 512 | - | 520 | 525 | 5065 | 5080 | 50100 | 50125 | 50150 | |
| | 10 | 15 | 20 | 32 | 40 | - | 50 | - | 65 | 80 | 100 | 125 | 150 |
| | | | 120 | 220 | | | | | | | | | |

Werking: /S uitsluitend de functie ON-OFF

/1 opening 1 stap

/2 opening 2 stappen

/P opening 1 stap met proportionele lucht/gas regelaar

Afdichtingscontrole: - 0

CT afdichtingscontrole op gasstraat

CQ met drukregelaar voor afdichtingscontrole

Soort verbinding: R met schroefdraad

F standaard flens ISO

F1 vierkante flens BS1

F2 vierkante flens BS2

F3 vierkante flens BS3 - BS4

Elektrische aansluiting: T Aansluitklemmen - Klemmenbord

SD Normale stekker

SM Stekker gemiddeld vermogen

Drukveld standaard uitgang: -zonder drukregelaar

0 met regelaar en proportionele druk lucht/gas

2 met regelaar en druk uitgang tot 20 mbar

3 met regelaar en druk uitgang tot 30 mbar

4 met regelaar en druk uitgang tot 40 mbar

5 met regelaar en druk uitgang tot 50 mbar

6 met regelaar en druk uitgang tot 60 mbar

8 met regelaar en druk uitgang tot 80 mbar

15 met regelaar en druk uitgang tot 150 mbar

Bediening kleppen: 0 normaal

2 gescheiden

| | | | | | | | |
|----|------|----|----|---|----|---|---|
| CB | 5065 | /1 | CT | F | SM | 3 | 0 |
|----|------|----|----|---|----|---|---|

STANDAARD NAAM

UITGEBREIDE NAAM

Combinatie brander - gasstraat

1.2 Gasstraat

| Gasstraat | | | | KIT VPS | KIT CQ | Adattatore | | | |
|-----------|----------------------|---------|----|---------|---------|-----------------------|--------|--------|--------|
| Code | Model | Ø | ◆ | Code | Code | Code | | | |
| | | | | | | RS 310 | RS 410 | RS 510 | RS 610 |
| 3970180 | MB 415/1 - RT 30 | Rp 1" ½ | - | 3010123 | - | 3000826 + 20064220 | | ● | |
| 3970198 | MB 415/1 CT RT 30 | Rp 1" ½ | CT | - | - | 3000826 + 20064220 | | ● | |
| 3970250 | MB 415/1 - RT 52 | Rp 1" ½ | - | 3010123 | 3010344 | 3000826 + 20064220 | | ● | |
| 3970253 | MB 415/1 CT RT 52 | Rp 1" ½ | CT | - | - | 3000826 + 20064220 | | ● | |
| 3970232 | MB 415/1 - RSM 30 | Rp 1" ½ | - | 3010123 | - | 3000826 + 20064220 | | ● | |
| 3970181 | MB 420/1 - RT 30 | Rp 2" | - | 3010123 | - | 3000826 + 20042324 | | ● | |
| 3970182 | MB 420/1 CT RT 30 | Rp 2" | CT | - | - | 3000826 + 20042324 | | ● | |
| 3970257 | MB 420/1 - RT 52 | Rp 2" | - | 3010123 | 3010344 | 3000826 + 20042324 | | ● | |
| 3970252 | MB 420/1 CT RT 52 | Rp 2" | CT | - | - | 3000826 + 20042324 | | ● | |
| 3970233 | MB 420/1 - RSM 30 | Rp 2" | - | 3010123 | - | 3000826 + 20042324 | | ● | |
| 3970234 | MB 420/1 CT RSM 30 | Rp 2" | CT | - | - | 3000826 + 20042324 | | ● | |
| 3970221 | MBC 1200/1 - RSM 60 | Rp 2" | - | 3010367 | 3010344 | 3000826 + 20042324 | | | |
| 3970225 | MBC 1200/1 CT RSM 60 | Rp 2" | CT | - | - | 3000826 + 20042324 | | | |
| 3970222 | MBC 1900/1 - FSM 40 | DN 65 | - | 3010367 | 3010344 | 3010221 | | | |
| 3970226 | MBC 1900/1 CT FSM 40 | DN 65 | CT | - | - | 3010221 | | | |
| 3970223 | MBC 3100/1 - FSM 40 | DN 80 | - | 3010367 | 3010344 | 3010222 | | | |
| 3970227 | MBC 3100/1 CT FSM 40 | DN 80 | CT | - | - | 3010222 | | | |
| 3970224 | MBC 5000/1 - FSM 80 | DN 100 | - | 3010367 | 3010344 | 3010223 - 3010370 | | | |
| 3970228 | MBC 5000/1 CT FSM 80 | DN 100 | CT | - | - | 3010223 - 3010370 | | | |
| 3970145 | CB 512/1 - RSM 30 | Rp 1" ½ | - | 3010367 | 3010344 | 3000826 + 20064220 | | ● | |
| 20045589 | CB 512/1 CT RSM 30 | Rp 1" ½ | CT | - | - | 3000826 + 20064220 | | ● | |
| 3970146 | CB 520/1 - RSM 30 | Rp 2" | - | 3010367 | 3010344 | 3000826 + 20042324 | | | ● |
| 3970160 | CB 520/1 CT RSM 30 | Rp 2" | CT | - | - | 3000826 + 20042324 | | | ● |
| 20044659 | CB 525/1 - RSM 30 | Rp 2" | - | 3010367 | 3010344 | 3000826 + 20042324 | | | |
| 20044660 | CB 525/1 CT RSM 30 | Rp 2" | CT | - | - | 3000826 + 20042324 | | | |
| 3970147 | CB 5065/1 - FSM 30 | DN 65 | - | 3010367 | 3010344 | 3010221 | | | |
| 3970161 | CB 5065/1 CT FSM 30 | DN 65 | CT | - | - | 3010221 | | | |
| 3970148 | CB 5080/1 - FSM 30 | DN 80 | - | 3010367 | 3010344 | 3010222 | | | |
| 3970162 | CB 5080/1 CT FSM 30 | DN 80 | CT | - | - | 3010222 | | | |
| 3970149 | CB 50100/1 - FSM 30 | DN 100 | - | 3010367 | 3010344 | 3010223 - 3010370 | | | |
| 3970163 | CB 50100/1 CT FSM 30 | DN 100 | CT | - | - | 3010223 - 3010370 | | | |
| 20015871 | CB 50125/1 - FSM 30 | DN 125 | - | 3010367 | 3010367 | 3010224 | | | |
| 3970196 | CB 50125/1 CT FSM 30 | DN 125 | CT | - | - | 3010224 | | | |
| 20043035 | DMV 512/1 - RSM -0 | Rp 1" ½ | - | 3010367 | 3010367 | 3000826 + 20064220 | | ● | |
| 20043036 | DMV 512/1 CT RSM -0 | Rp 1" ½ | CT | - | - | 3000826 + 20064220 | | ● | |
| 20043037 | DMV 512/1 CQ RSM -2 | Rp 1" ½ | CQ | - | - | 3000826 + 20064220 | | ● | |
| 20043038 | DMV 520/1 - RSM -0 | Rp 2" | - | 3010367 | 3010344 | 3000826 + 20042324 | | | ● |
| 20043039 | DMV 520/1 CT RSM -0 | Rp 2" | CT | - | - | 3000826 + 20042324 | | | ● |
| 20043040 | DMV 520/1 CQ RSM -2 | Rp 2" | CQ | - | - | 3000826 + 20042324 | | | ● |
| 20043053 | DMV 525/1 - RSM -0 | Rp 2" | - | 3010367 | 3010344 | 3000826 + 20042324 | | | |
| 20043054 | DMV 525/1 CT RSM -0 | Rp 2" | CT | - | - | 3000826 + 20042324 | | | |

Combinatie brander - gasstraat

| Gasstraat | | | | KIT VPS | KIT CQ | Adattatore | | | |
|-----------|-----------------------|--------|-----------|---------|---------|--------------------|--------|--------|--------|
| Code | Model | Ø | ◆ | Code | Code | Code | | | |
| | | | | | | RS 310 | RS 410 | RS 510 | RS 610 |
| 20043055 | DMV 525/1 CQ RSM -2 | Rp 2" | CQ | - | - | 3000826 + 20042324 | | | |
| 20043041 | DMV 5065/1 - FSM -0 | DN 65 | - | 3010367 | 3010344 | 3010221 | | | |
| 20043042 | DMV 5065/1 CT FSM -0 | DN 65 | CT | - | - | 3010221 | | | |
| 20043043 | DMV 5065/1 CQ FSM -2 | DN 65 | CQ | - | - | 3010221 | | | |
| 20043044 | DMV 5080/1 - FSM -0 | DN 80 | - | 3010367 | 3010344 | 3010222 | | | |
| 20043045 | DMV 5080/1 CT FSM -0 | DN 80 | CT | - | - | 3010222 | | | |
| 20043046 | DMV 5080/1 CQ FSM -2 | DN 80 | CQ | - | - | 3010222 | | | |
| 20043047 | DMV 50100/1 - FSM -0 | DN 100 | - | 3010367 | 3010344 | 3010223 - 3010370 | | | |
| 20043048 | DMV 50100/1 CT FSM -0 | DN 100 | CT | - | - | 3010223 - 3010370 | | | |
| 20043049 | DMV 50100/1 CQ FSM -2 | DN 100 | CQ | - | - | 3010223 - 3010370 | | | |
| 20043050 | DMV 50125/1 - FSM -0 | DN 125 | - | 3010367 | 3010344 | 3010224 | | | |
| 20043051 | DMV 50125/1 CT FSM -0 | DN 125 | CT | - | - | 3010224 | | | |
| 20043052 | DMV 50125/1 CQ FSM -2 | DN 125 | CQ | - | - | 3010224 | | | |

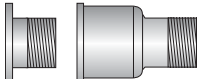



Tab. A

Legenda (Tab. A)

- ◆ Controlesysteem afdichting gaskleppen:
 - gasstraat zonder afdichting controlesysteem; dit systeem kan afzonderlijk besteld, zie de kolom VPS, en vervolgens geïnstalleerd worden.
- CT** gasstraat met geïnstalleerd afdichting controlesysteem VPS voor branders /M.
- CQ** gasstraat met drukschakelaar voor dichtingscontrole van branders /E en /EV.

- KIT VPS** Controlesysteem afdichting kleppen.
Op aanvraag wordt dit systeem afzonderlijk van de gasstraat geïnstalleerd.
- KIT CQ** Extra drukschakelaar voor dichtingscontrole voor combinatie met de branders /E en /EV.
- Gasstraat niet beschikbaar is of niet geschikt voor combinatie aan de brander.

1.3 Adapter

| Code | Adapter | Lengte (mm) |
|--|---|-------------|
| 3000826 |  | 300 |
| 3010370 |  | 50 |
| 20042324 20064220 |  | 65 |
| 3010221 3010222 3010223 3010224 |  | 400 |

Combinatie brander - gasstraat

1.4 Veer voor drukregelaar

De onderstaande modellen veren zijn beschikbaar om het drukveld van de regelaar van de gasstraat te variëren.

| Gasstraat | Veer | | |
|---|-------|----------------|---------|
| | Kleur | Drukveld | Code |
| MBC 1900/1* - 3100/1* MBC 5000/1* | Wit | 4 - 20 mbar | 3010381 |
| | Rood | 20 - 40 mbar | 3010382 |
| | Zwart | 40 - 80 mbar | 3010383 |
| | Groen | 80 - 150 mbar | 3010384 |
| CB 512/1* DMV 512/1* | Rood | 25 - 55 mbar | 3010131 |
| | Zwart | 60 - 110 mbar | 3010157 |
| | Roze | 90 - 150 mbar | 3090486 |
| CB 520/1* - 525/1* DMV 520/1* - 525/1* | Rood | 25 - 55 mbar | 3010132 |
| | Zwart | 60 - 110 mbar | 3010158 |
| | Roze | 90 - 150 mbar | 3090487 |
| CB 5065/1* - 5080/1* DMV 5065/1* - 5080/1* | Rood | 25 - 55 mbar | 3010133 |
| | Zwart | 60 - 110 mbar | 3010135 |
| | Roze | 100 - 150 mbar | 3090456 |
| | Grijs | 140 - 200 mbar | 3090992 |
| CB 50100/1 * DMV 50100/1 * | Rood | 25 - 55 mbar | 3010134 |
| | Zwart | 60 - 110 mbar | 3010136 |
| | Roze | 100 - 150 mbar | 3090489 |
| | Grijs | 140 - 200 mbar | 3092174 |
| CB 50125/1* DMV 50125/1* | Rood | 25 - 55 mbar | 3010315 |
| | Geel | 30 - 70 mbar | 3010316 |
| | Zwart | 60 - 110 mbar | 3010317 |
| | Roze | 100 - 150 mbar | 3010318 |

Tab. B

* Met en zonder afdichtingscontrole

1.5 Diagrammen lading afname

De diagrammen geven de minimum drukafname van de brander aan in combinatie met de gasbuizen en het gebruik van aardgas G20 en G25.

De waarden worden gemeten aan de gasdruk aansluiting op de branderkop (zie de handleiding van de brander).

Voeg aan deze waarden de druk van de verbrandingskamer toe. De verkregen waarden geven de minimum druk aan de ingang van de gasstraat aan.

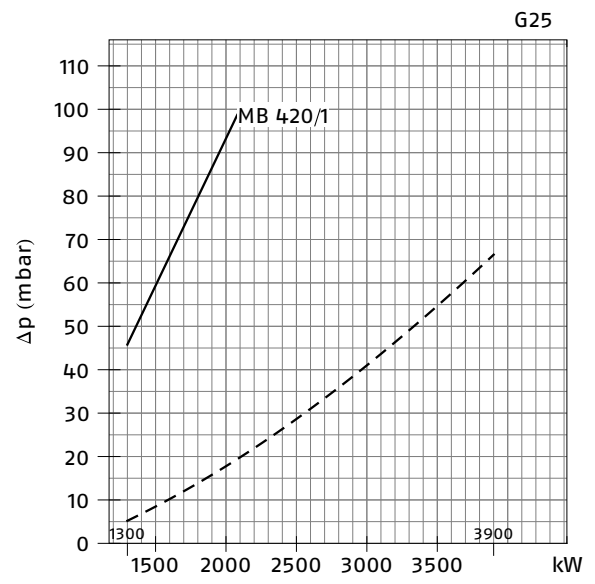
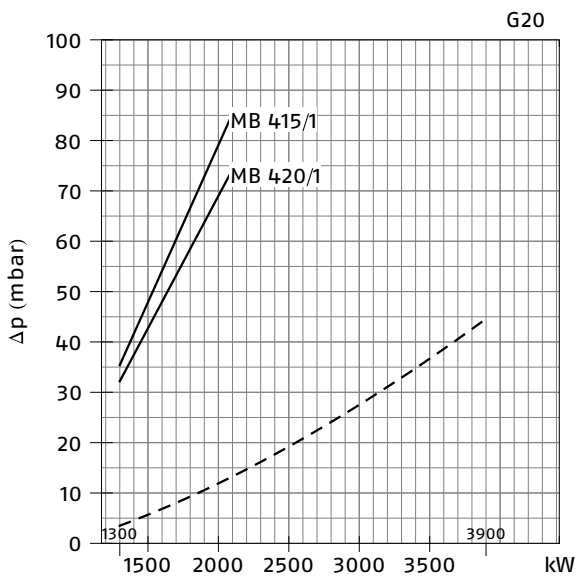


Neem contact op met de Technische Assistentie als de drukwaarden afwijken van hetgeen vermeld is.

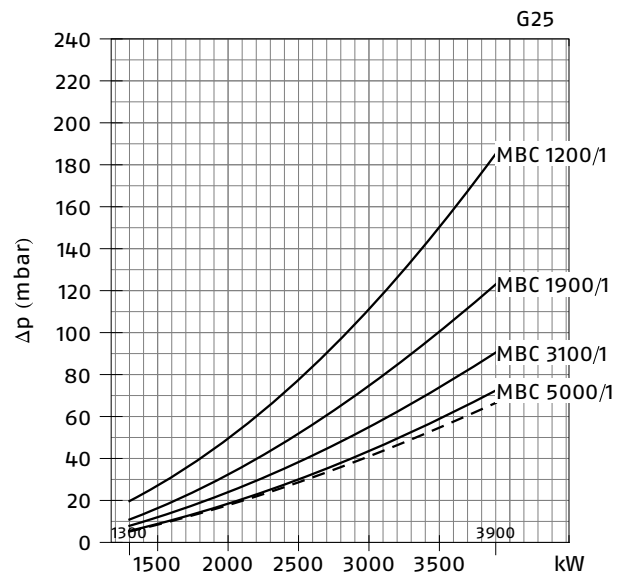
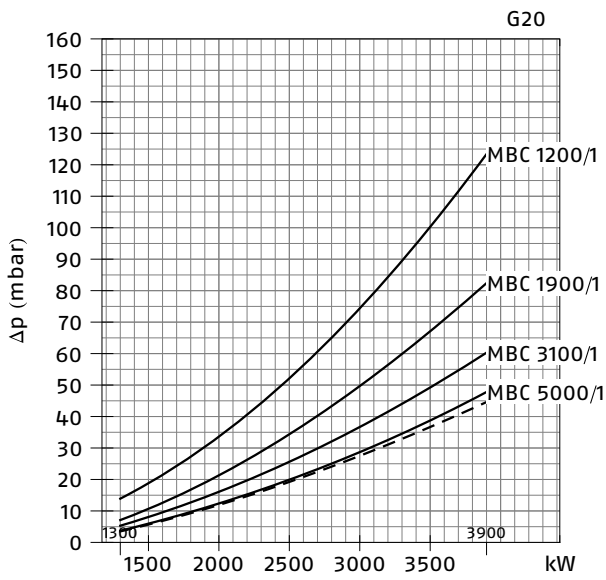
De aangegeven waarden verwijzen naar:

- aardgas G 20 - PCI 9,45 kWh/Sm³ (8,2 Mcal/Sm³)
- aardgas G 25 - PCI 8,13 kWh/Sm³ (7,0 Mcal/Sm³)

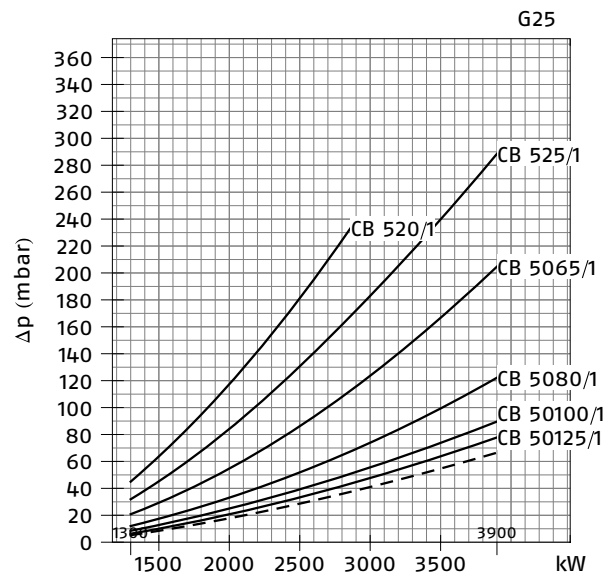
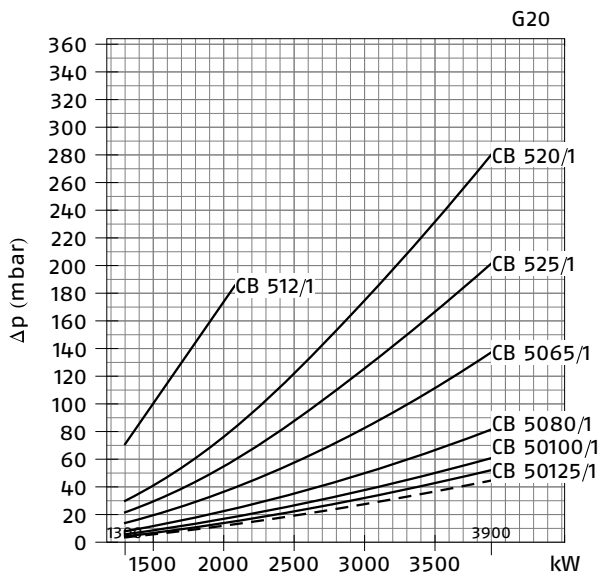
RS 310/M - MB



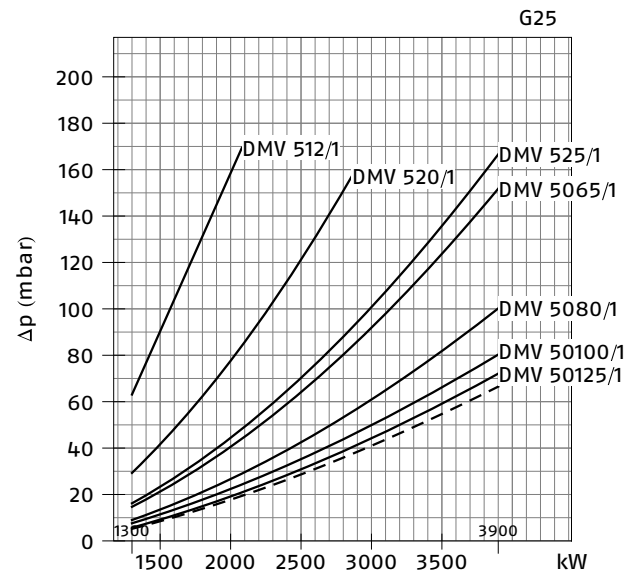
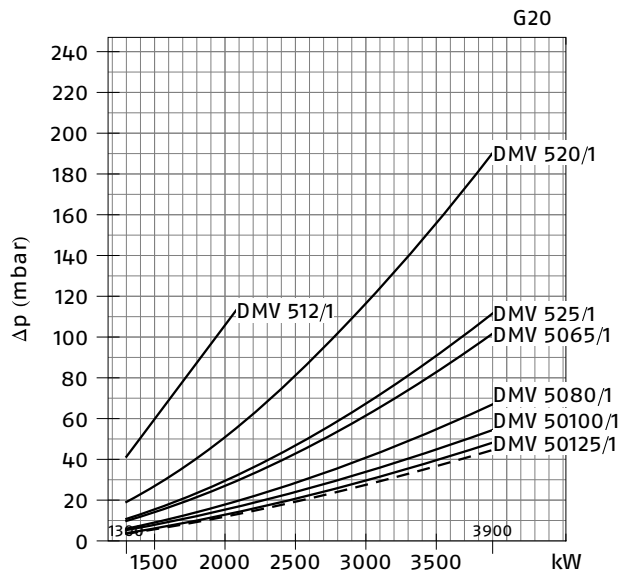
RS 310/M - MBC



RS 310/M - CB



RS 310/M - DMV



I

Perdite di pressione

Testa di combustione
+ farfalla gas
+ rampa gas

D

Druckverlust

Flammkopf
+ Gasdrossel
+ Gasstrecke

F

Pertes de pression

Tête de combustion
+ vanne papillon gaz
+ rampe gaz

GB

Pressure loss

Combustion head
+ gas butterfly valve
+ gas train

E

Pérdida de presión

Cabezal de combustión
+ válvula de mariposa gas
+ rampa de gas

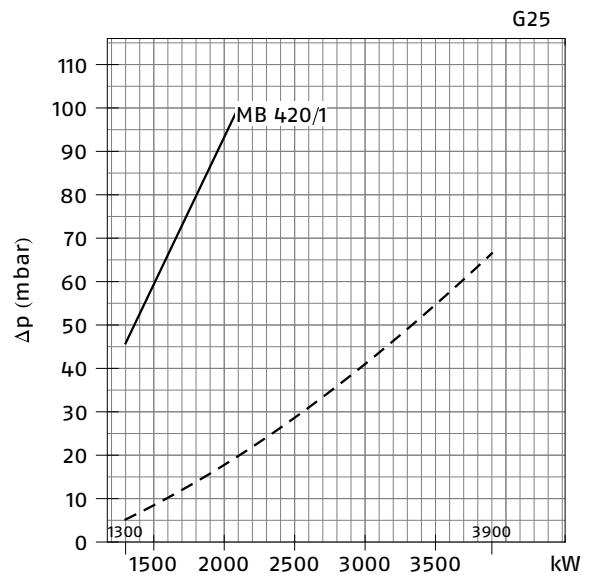
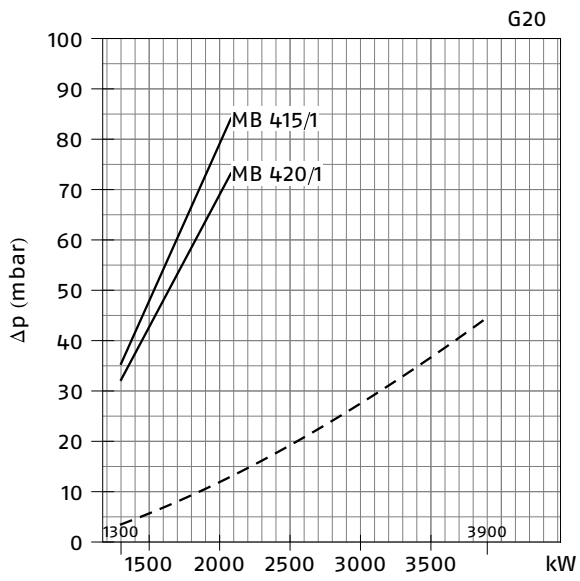
NL

Drukafname

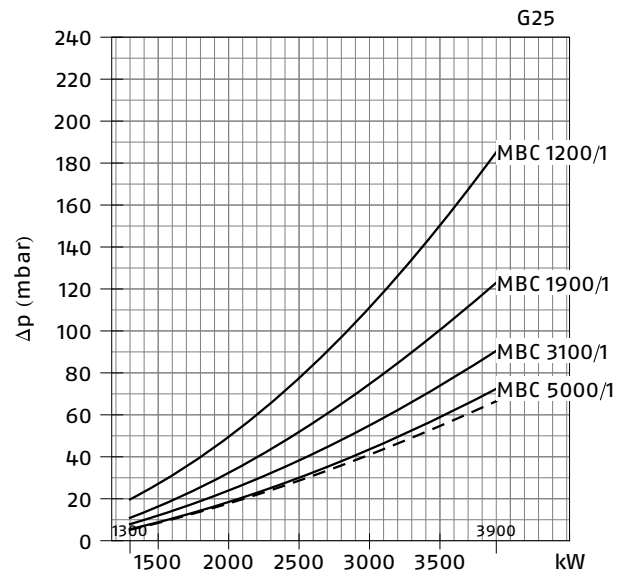
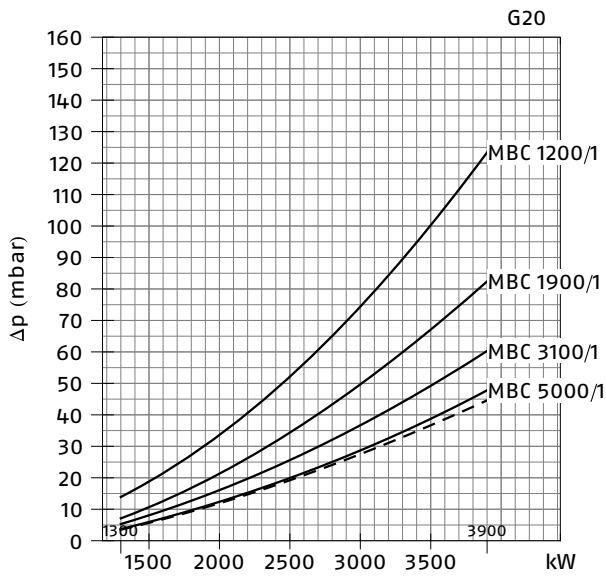
Verbrandingskop
+ gasklep
+ gasstraat

| | | | | | | |
|-------|---|---|---|---|--|---|
| — | Testa di combustione + farfalla gas + rampa gas | Flammkopf + Gasdrossel + Gasstrecke | Tête de combustion + vanne papillon gaz + rampe gaz | Combustion head + gas butterfly valve + gas train | Cabezal de combustión + válvula de mariposa gas + rampa de gas | Verbrandingskop + gasklep + gasstraat |
| - - - | Testa di combustione + farfalla gas | Flammkopf + Gasdrossel | Tête de combustion + vanne papillon gaz | Combustion head + gas butterfly valve | Cabezal de combustión + válvula de mariposa gas | Verbrandingskop + gasklep |

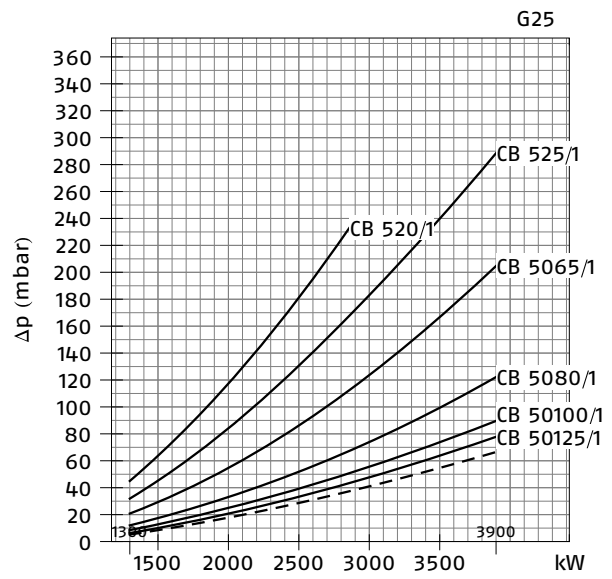
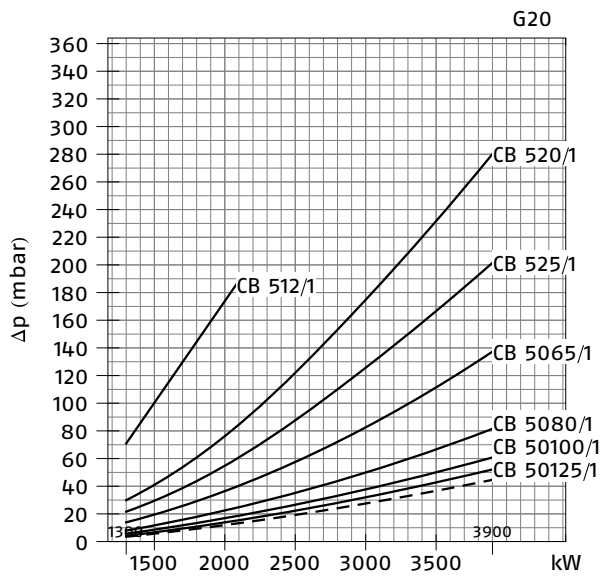
RS 310/E - MB



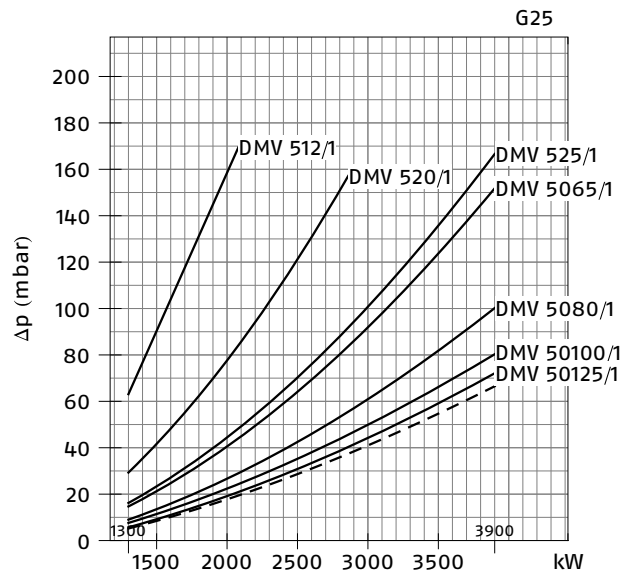
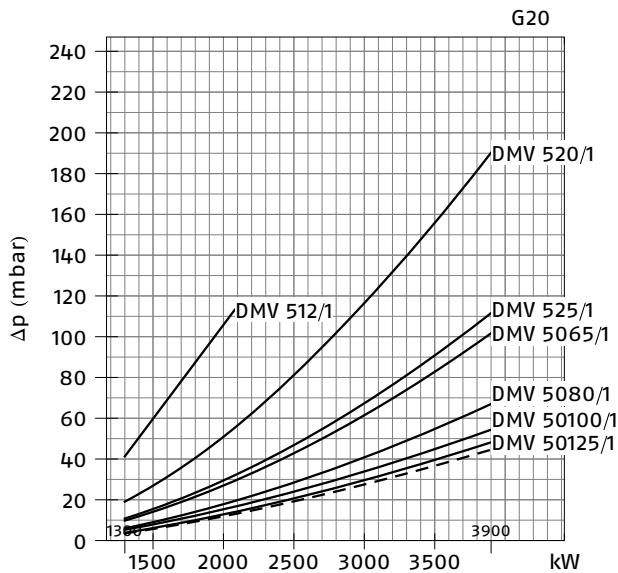
RS 310/E - MBC



RS 310/E - CB



RS 310/E - DMV



I

Perdite di pressione

Testa di combustione
+ farfalla gas
+ rampa gas

D

Druckverlust

Flammkopf
+ Gasdrossel
+ Gasstrecke

F

Pertes de pression

Tête de combustion
+ vanne papillon gaz
+ rampe gaz

GB

Pressure loss

Combustion head
+ gas butterfly valve
+ gas train

E

Pérdida de presión

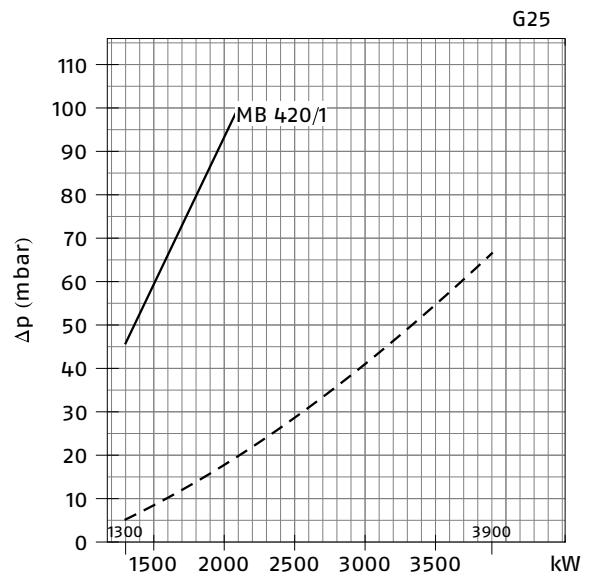
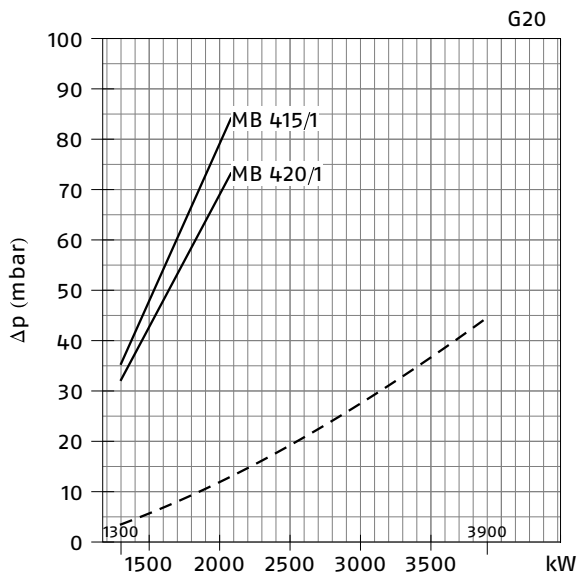
Cabezal de combustión
+ válvula de mariposa gas
+ rampa de gas

NL

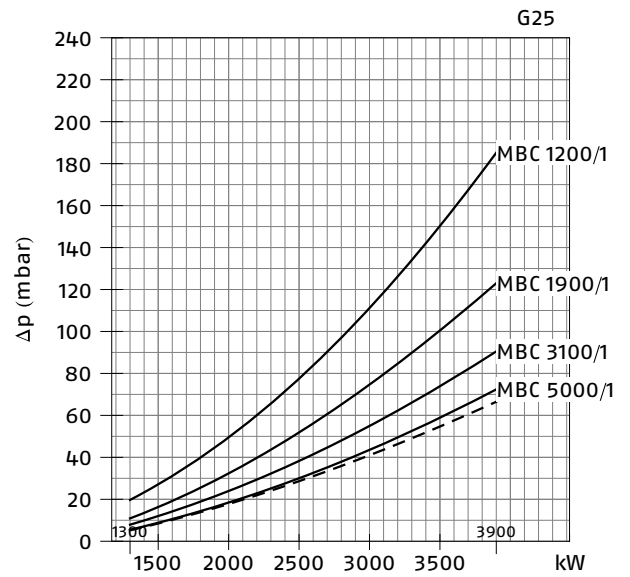
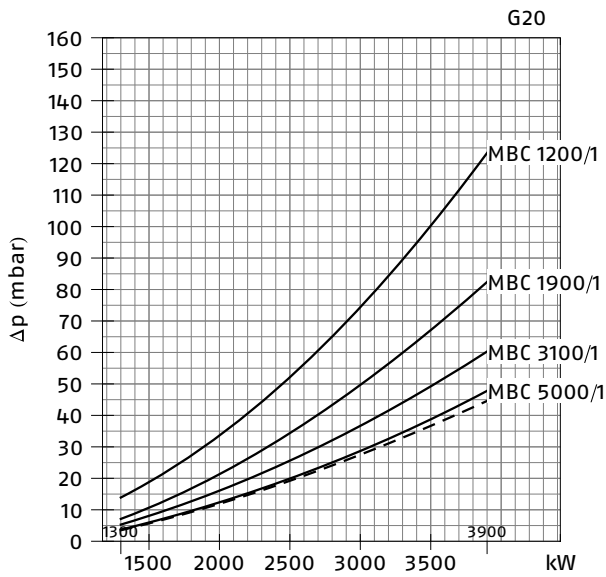
Drukafname

Verbrandingskop
+ gasklep
+ gasstraat

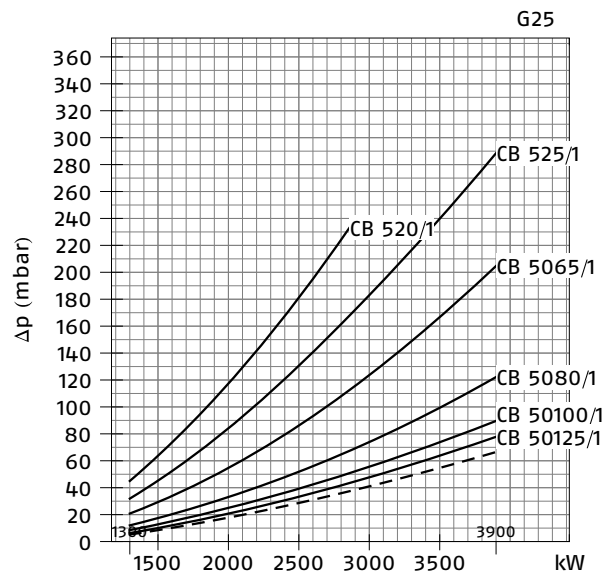
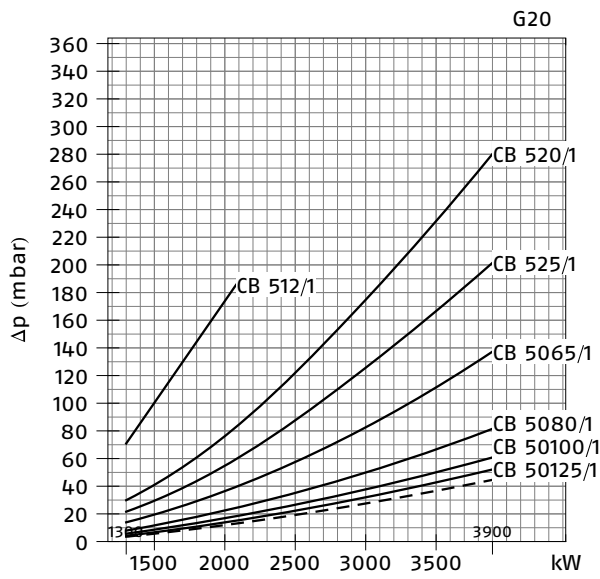
RS 310/EV - MB



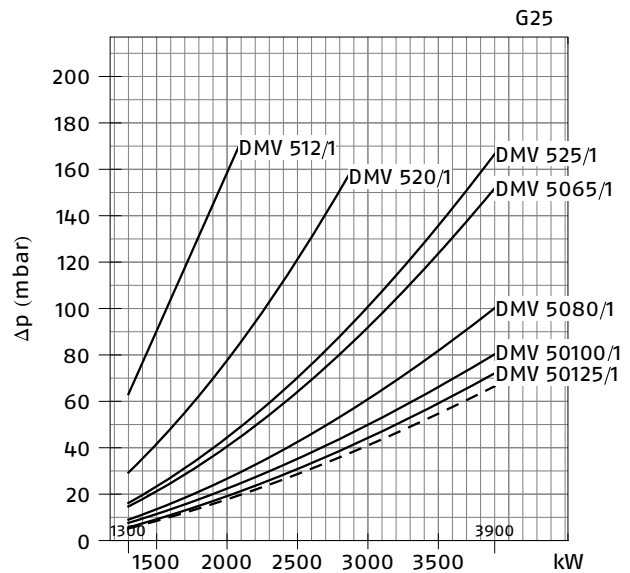
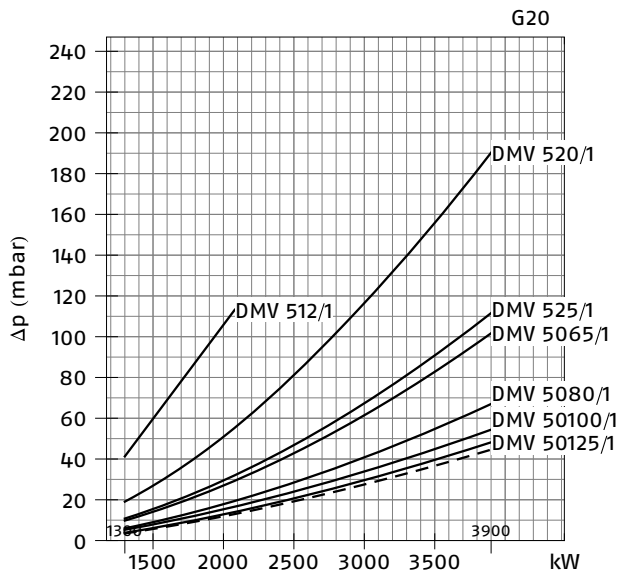
RS 310/EV - MBC



RS 310/EV - CB



RS 310/EV - DMV



I

Perdite di pressione

Testa di combustione
+ farfalla gas
+ rampa gas

D

Druckverlust

Flammkopf
+ Gasdrossel
+ Gasstrecke

F

Pertes de pression

Tête de combustion
+ vanne papillon gaz
+ rampe gaz

GB

Pressure loss

Combustion head
+ gas butterfly valve
+ gas train

E

Pérdida de presión

Cabezal de combustión
+ válvula de mariposa gas
+ rampa de gas

NL

Drukafname

Verbrandingskop
+ gasklep
+ gasstraat

—

- - -

Testa di combustione
+ farfalla gas

Flammkopf
+ Gasdrossel

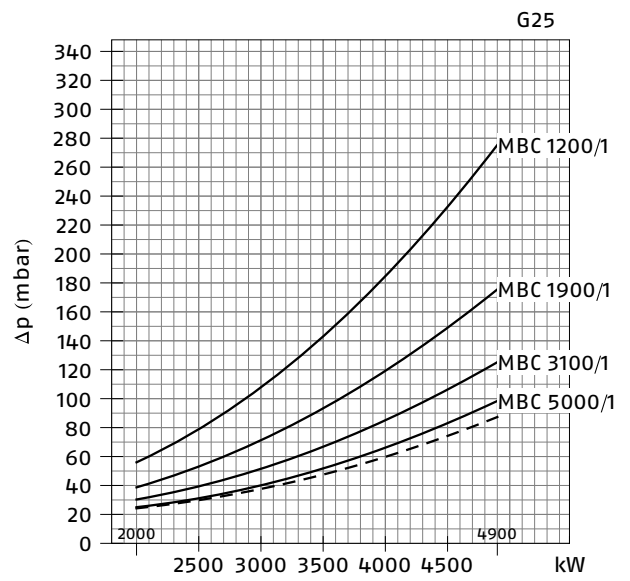
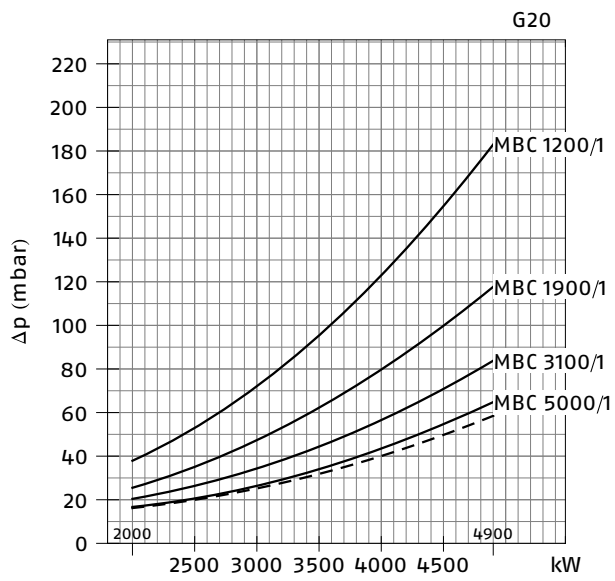
Tête de combustion
+ vanne papillon gaz

Combustion head
+ gas butterfly valve

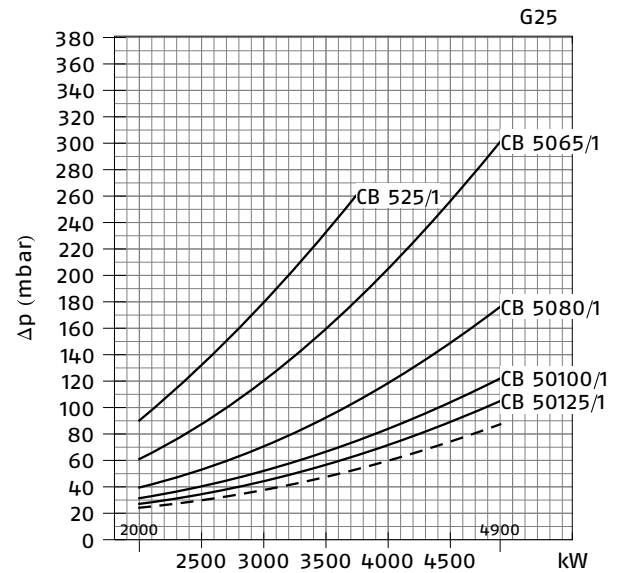
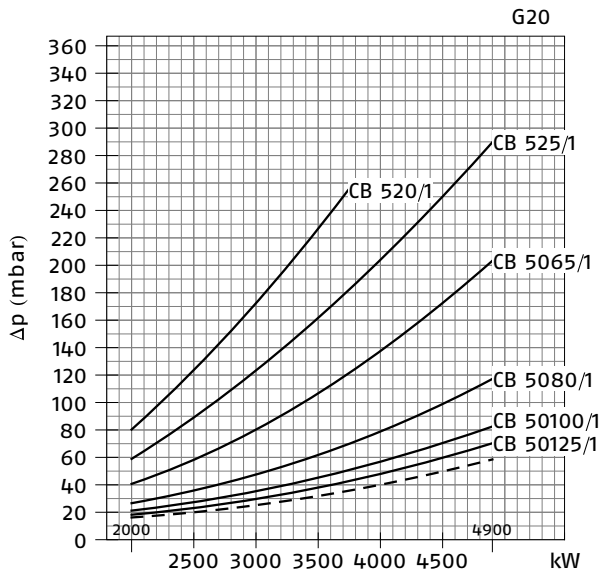
Cabezal de combustión
+ válvula de mariposa gas

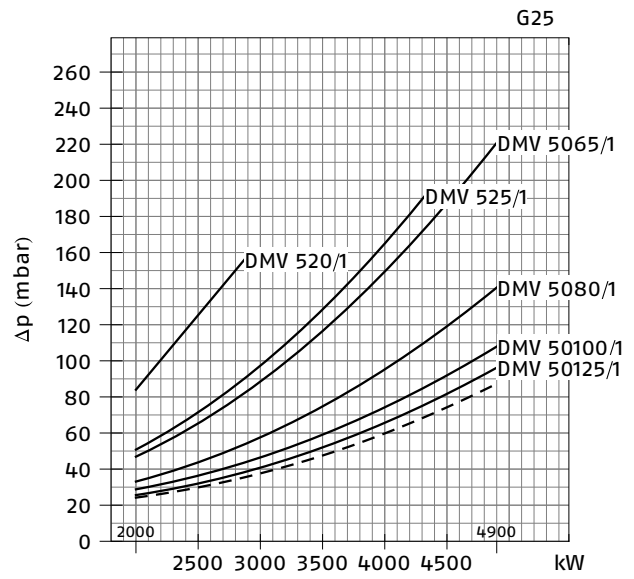
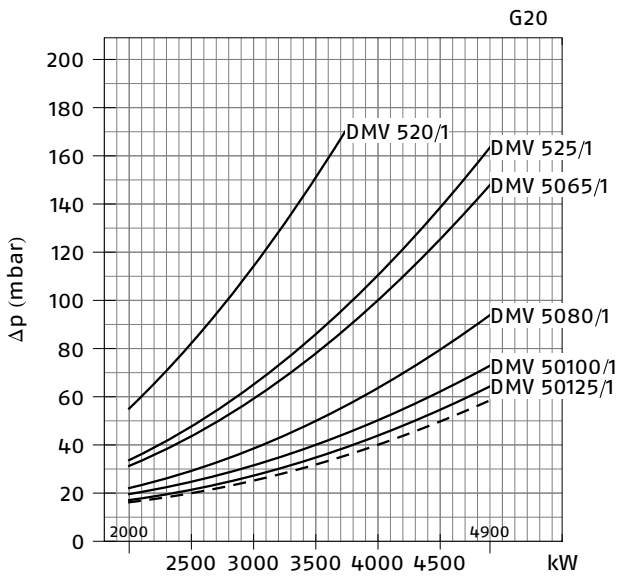
Verbrandingskop
+ gasklep

RS 410/M - MBC



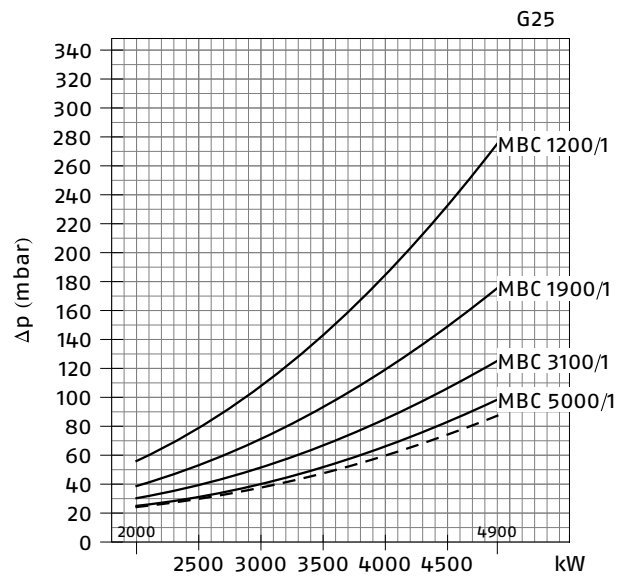
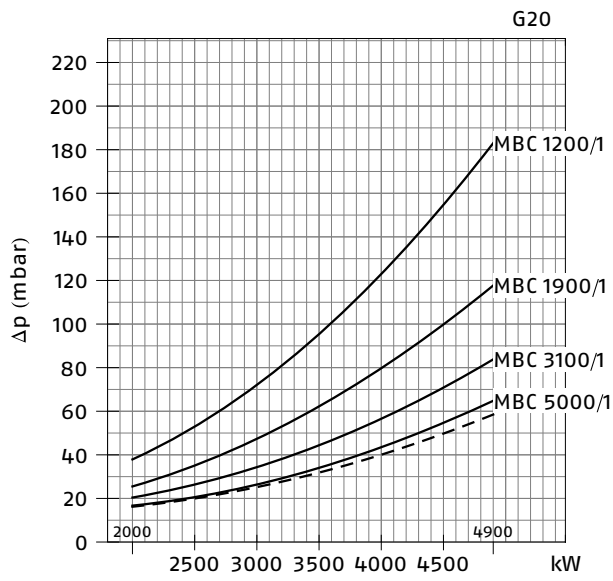
RS 410/M - CB



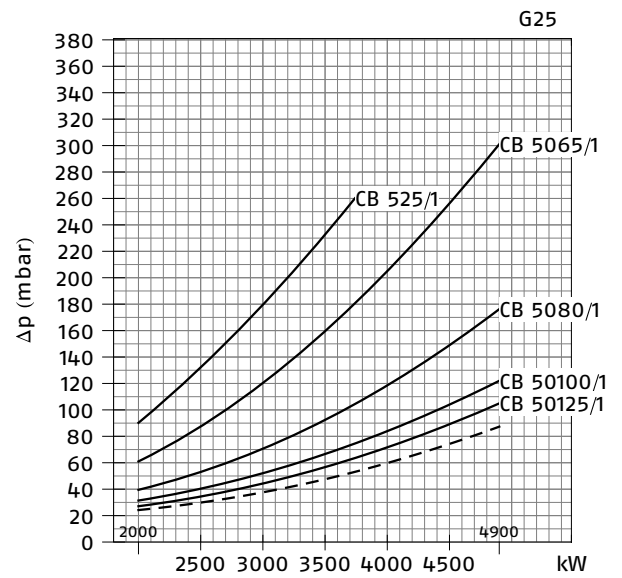
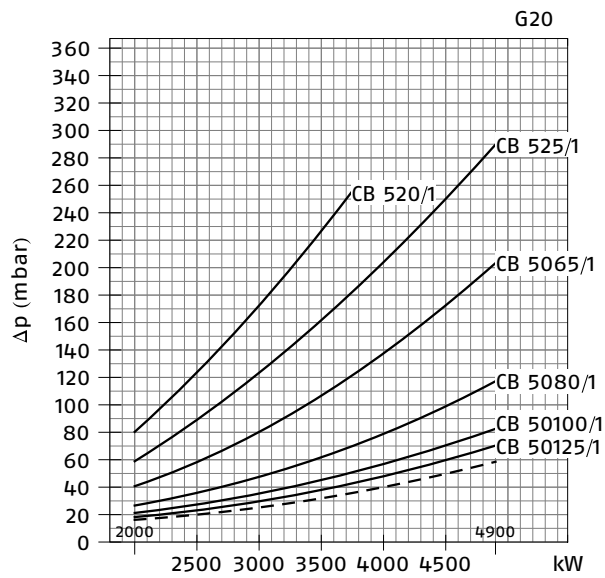


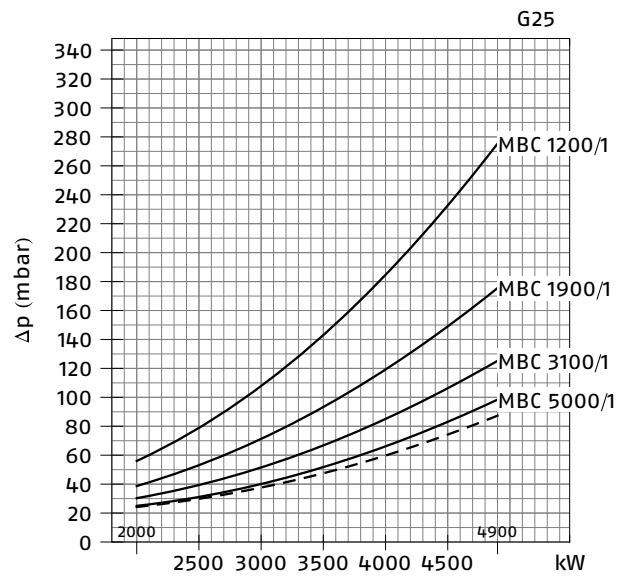
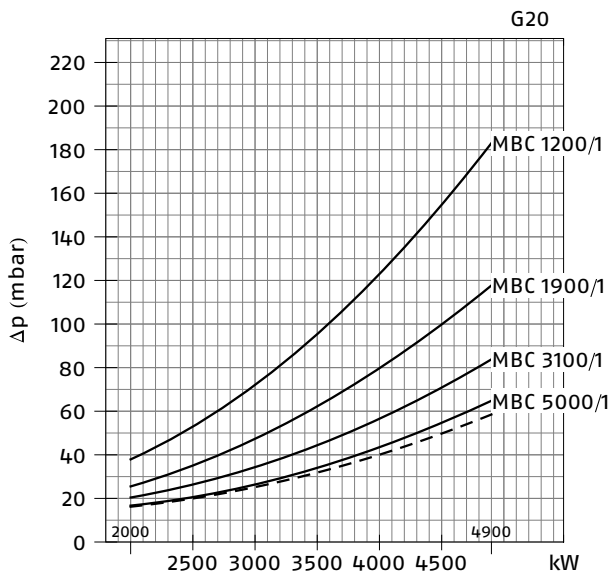
| | I | D | F | GB | E | NL |
|-------|---|---|---|---|--|---|
| | Perdite di pressione | Druckverlust | Pertes de pression | Pressure loss | Pérdida de presión | Drukafname |
| — | Testa di combustione + farfalla gas + rampa gas | Flammkopf + Gasdrossel + Gasstrecke | Tête de combustion + vanne papillon gaz + rampe gaz | Combustion head + gas butterfly valve + gas train | Cabezal de combustión + válvula de mariposa gas + rampa de gas | Verbrandingskop + gasklep + gasstraat |
| - - - | Testa di combustione + farfalla gas | Flammkopf + Gasdrossel | Tête de combustion + vanne papillon gaz | Combustion head + gas butterfly valve | Cabezal de combustión + válvula de mariposa gas | Verbrandingskop + gasklep |

RS 410/E - MBC



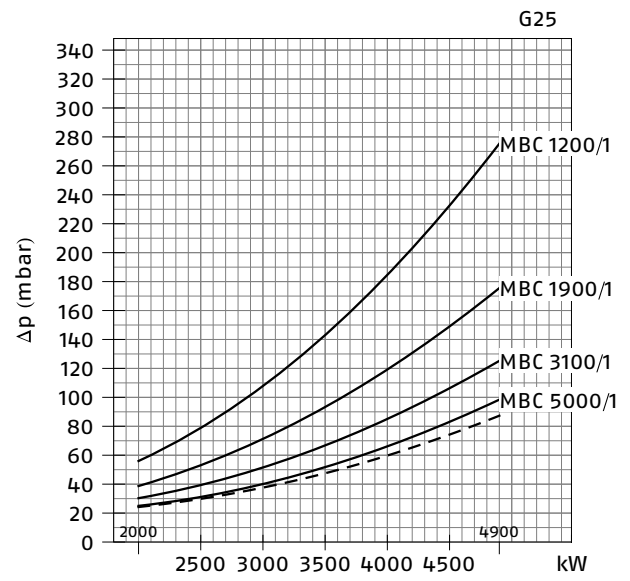
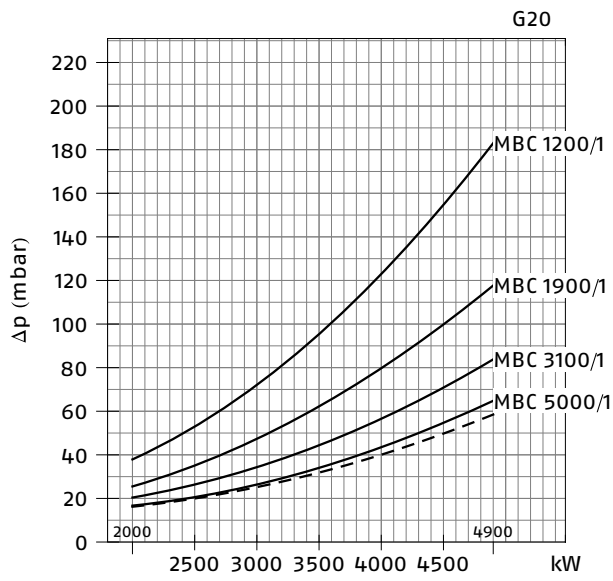
RS 410/E - CB



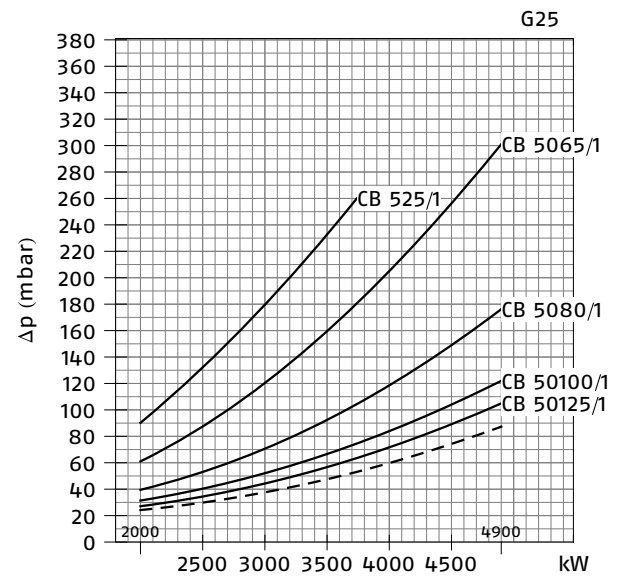
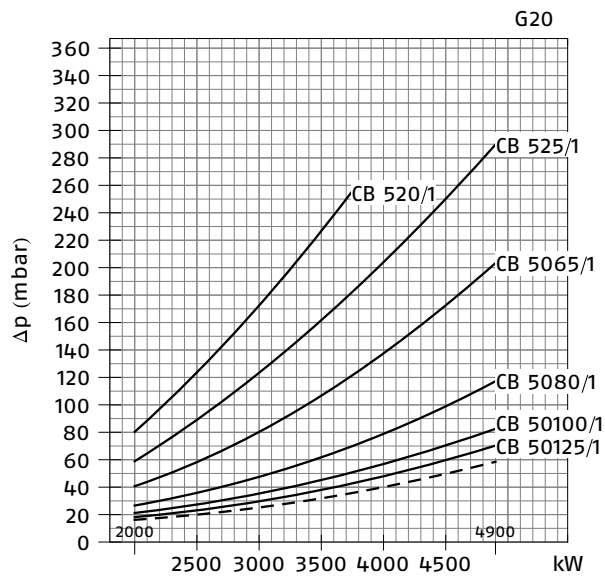


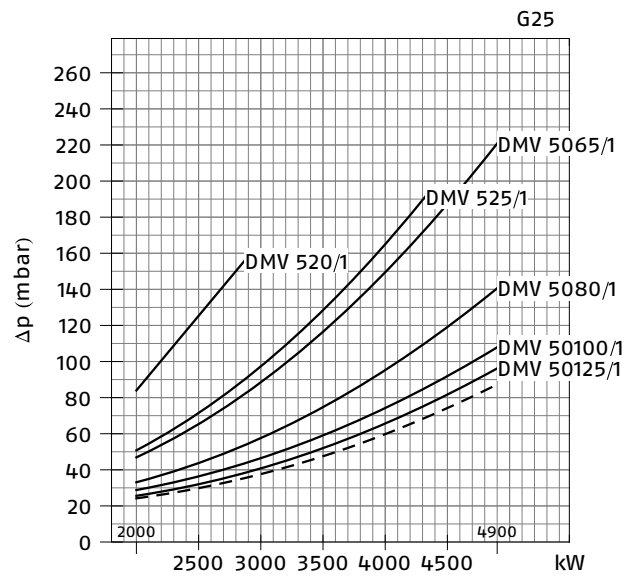
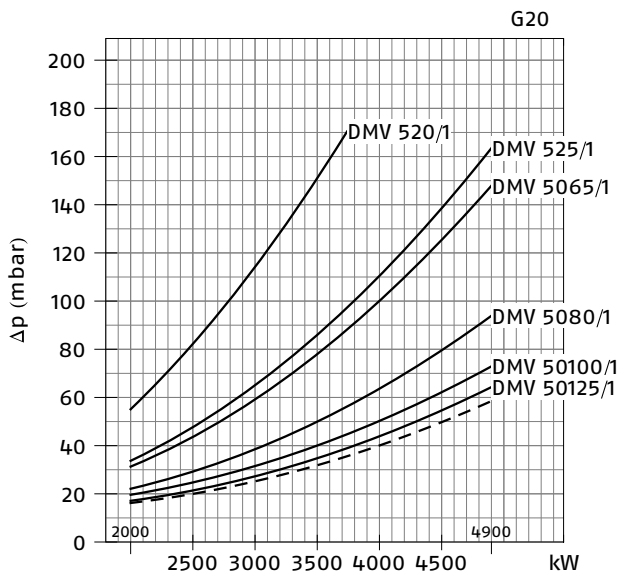
| | I | D | F | GB | E | NL |
|-------|---|---|---|---|--|---|
| | Perdite di pressione | Druckverlust | Pertes de pression | Pressure loss | Pérdida de presión | Drukafname |
| — | Testa di combustione + farfalla gas + rampa gas | Flammkopf + Gasdrossel + Gasstrecke | Tête de combustion + vanne papillon gaz + rampe gaz | Combustion head + gas butterfly valve + gas train | Cabezal de combustión + válvula de mariposa gas + rampa de gas | Verbrandingskop + gasklep + gasstraat |
| - - - | Testa di combustione + farfalla gas | Flammkopf + Gasdrossel | Tête de combustion + vanne papillon gaz | Combustion head + gas butterfly valve | Cabezal de combustión + válvula de mariposa gas | Verbrandingskop + gasklep |

RS 410/EV - MBC



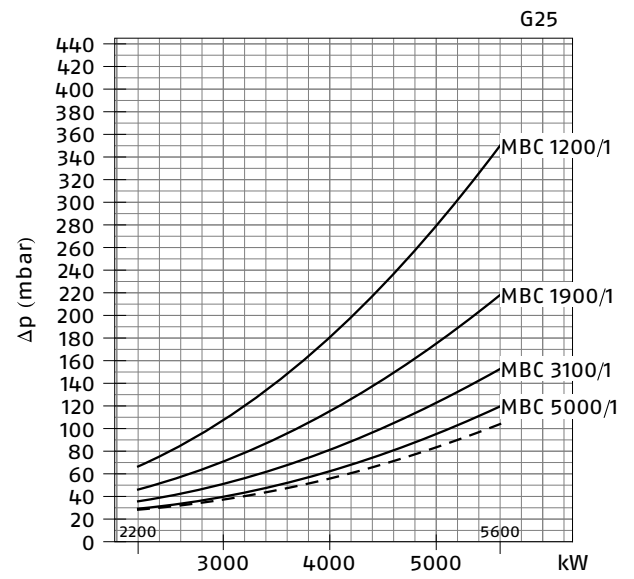
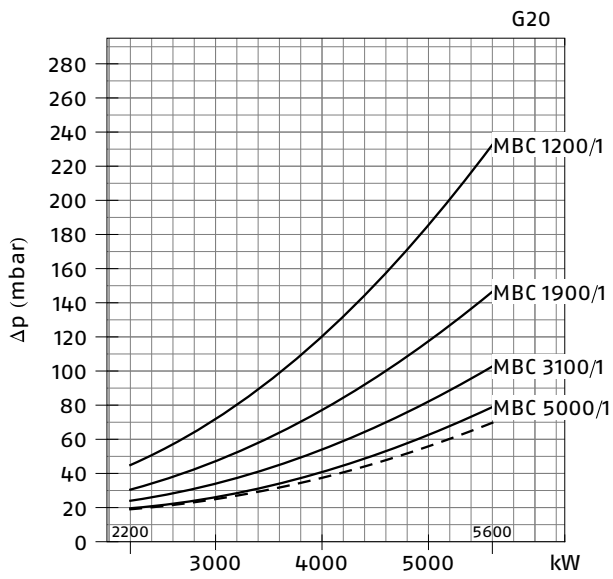
RS 410/EV - CB



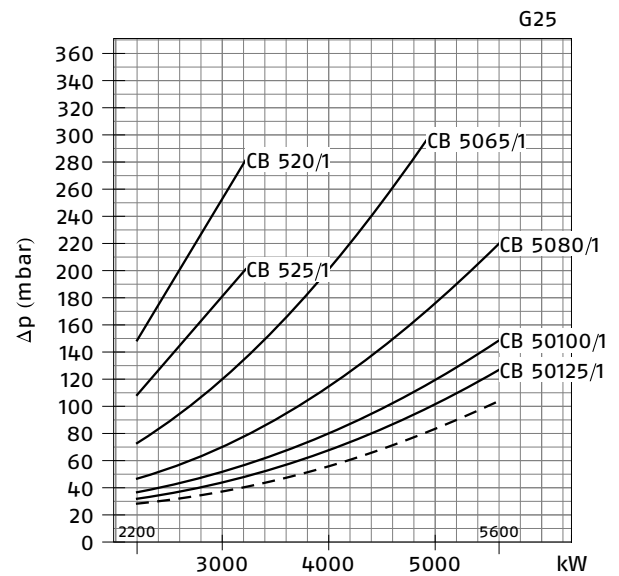
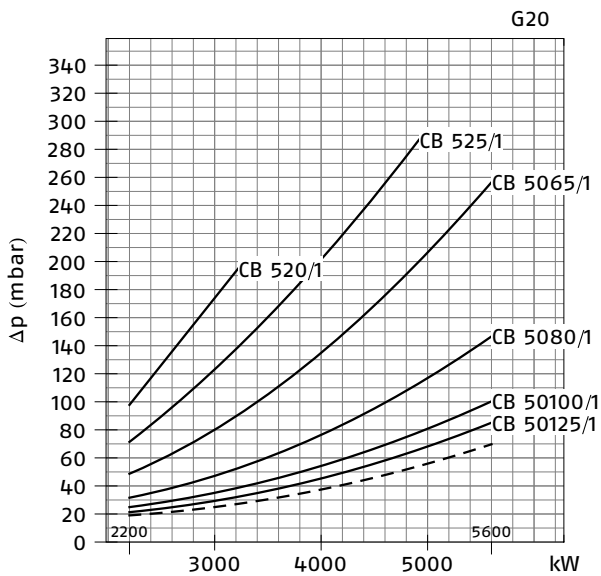


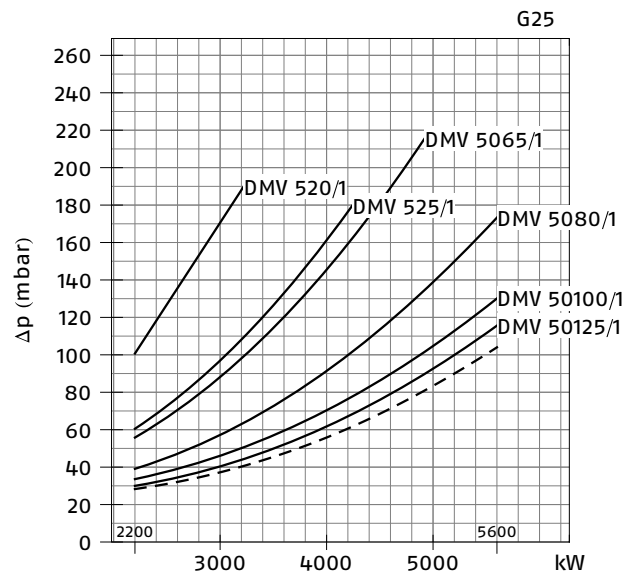
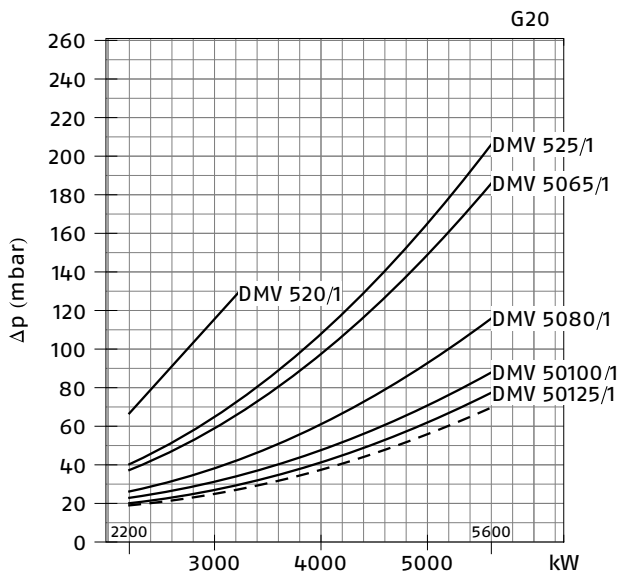
| | I | D | F | GB | E | NL |
|-------|---|---|---|---|--|---|
| | Perdite di pressione | Druckverlust | Pertes de pression | Pressure loss | Pérdida de presión | Drukafname |
| — | Testa di combustione + farfalla gas + rampa gas | Flammkopf + Gasdrossel + Gasstrecke | Tête de combustion + vanne papillon gaz + rampe gaz | Combustion head + gas butterfly valve + gas train | Cabezal de combustión + válvula de mariposa gas + rampa de gas | Verbrandingskop + gasklep + gasstraat |
| - - - | Testa di combustione + farfalla gas | Flammkopf + Gasdrossel | Tête de combustion + vanne papillon gaz | Combustion head + gas butterfly valve | Cabezal de combustión + válvula de mariposa gas | Verbrandingskop + gasklep |

RS 510/M - MBC



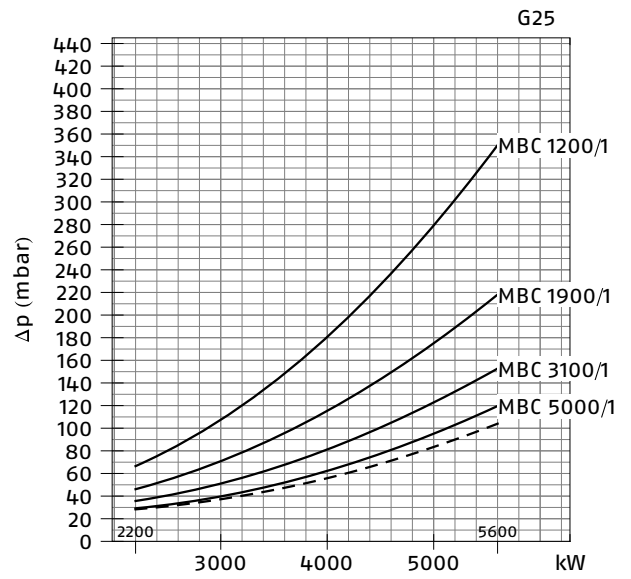
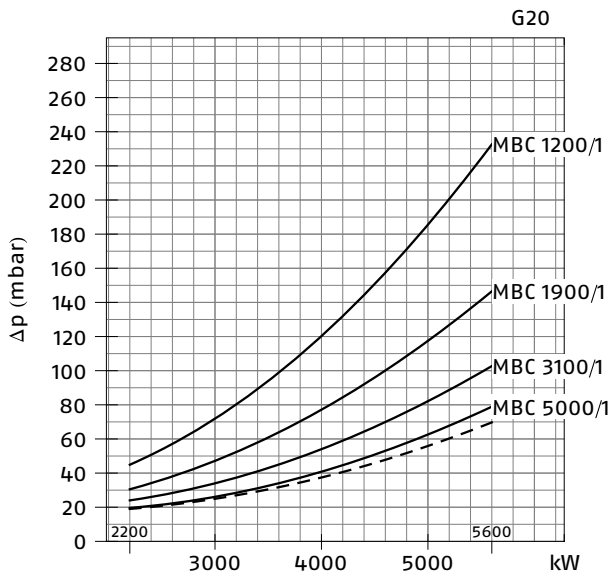
RS 510/M - CB



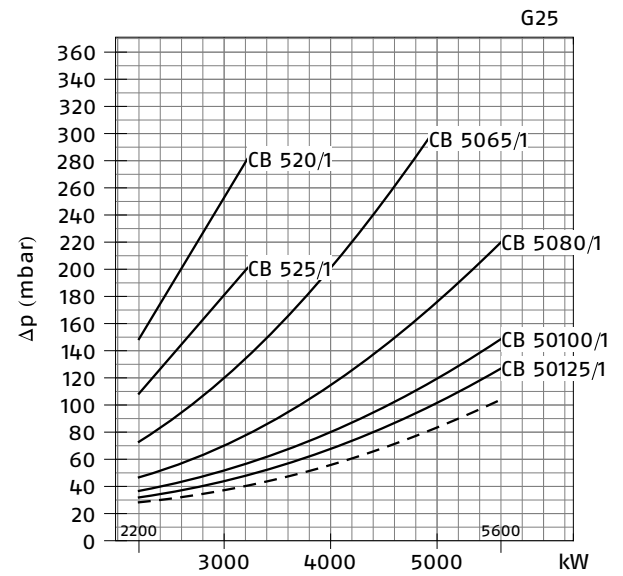
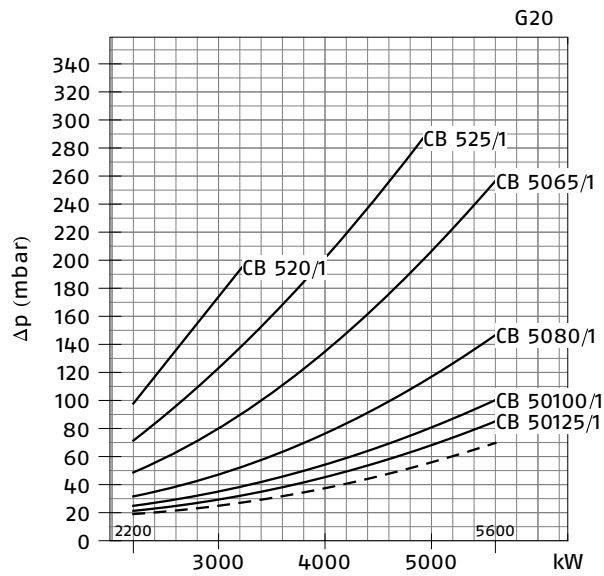


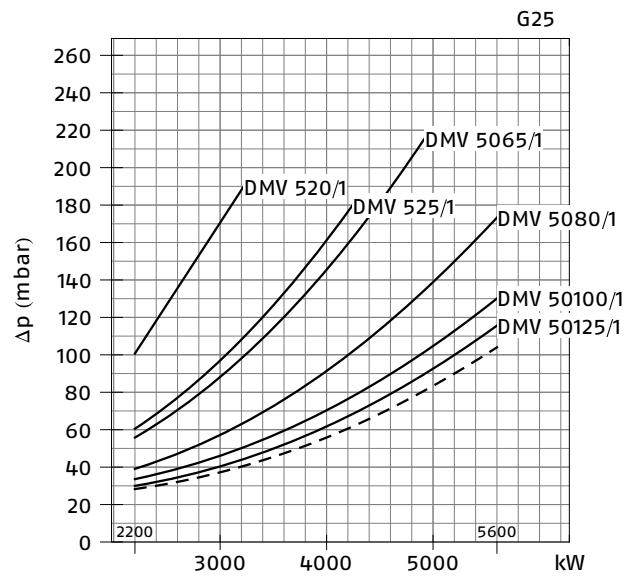
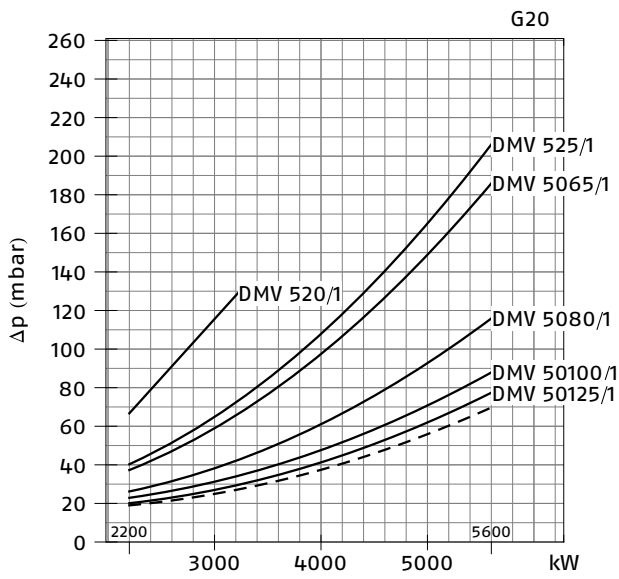
| | I | D | F | GB | E | NL |
|-------|---|---|---|---|--|---|
| | Perdite di pressione | Druckverlust | Pertes de pression | Pressure loss | Pérdida de presión | Drukafname |
| — | Testa di combustione + farfalla gas + rampa gas | Flammkopf + Gasdrossel + Gasstrecke | Tête de combustion + vanne papillon gaz + rampe gaz | Combustion head + gas butterfly valve + gas train | Cabezal de combustión + válvula de mariposa gas + rampa de gas | Verbrandingskop + gasklep + gasstraat |
| - - - | Testa di combustione + farfalla gas | Flammkopf + Gasdrossel | Tête de combustion + vanne papillon gaz | Combustion head + gas butterfly valve | Cabezal de combustión + válvula de mariposa gas | Verbrandingskop + gasklep |

RS 510/E - MBC



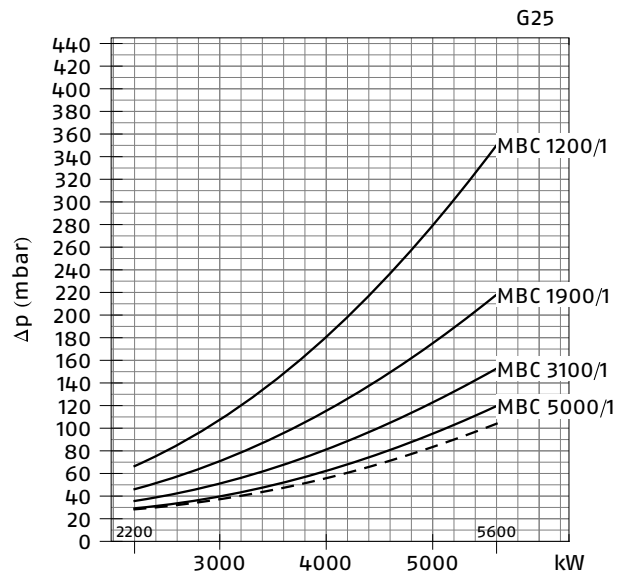
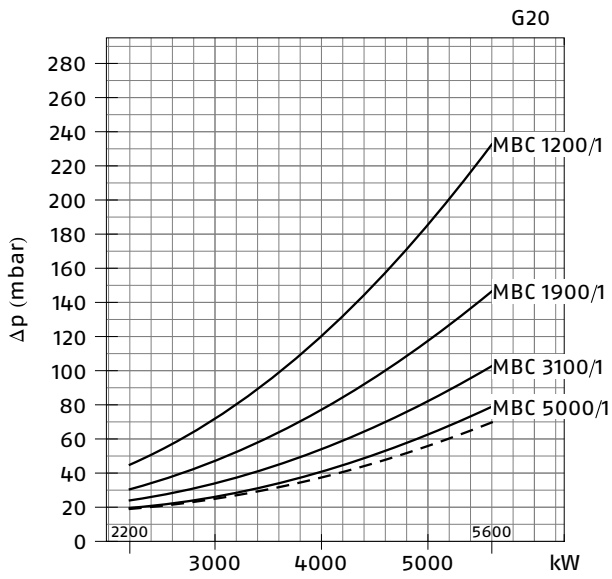
RS 510/E - CB



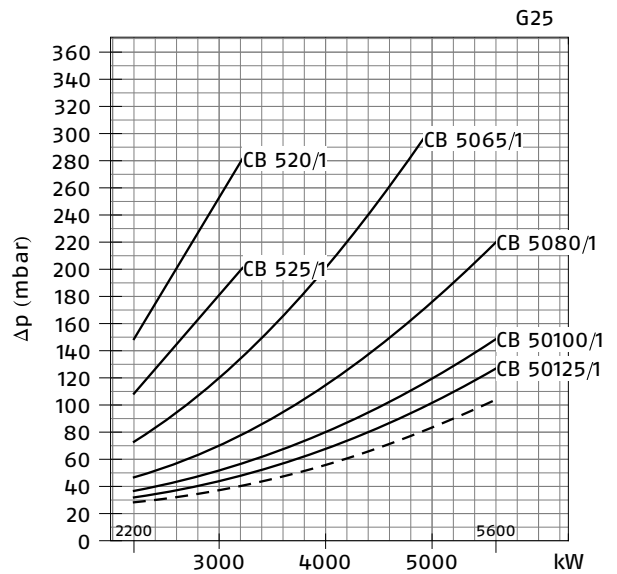
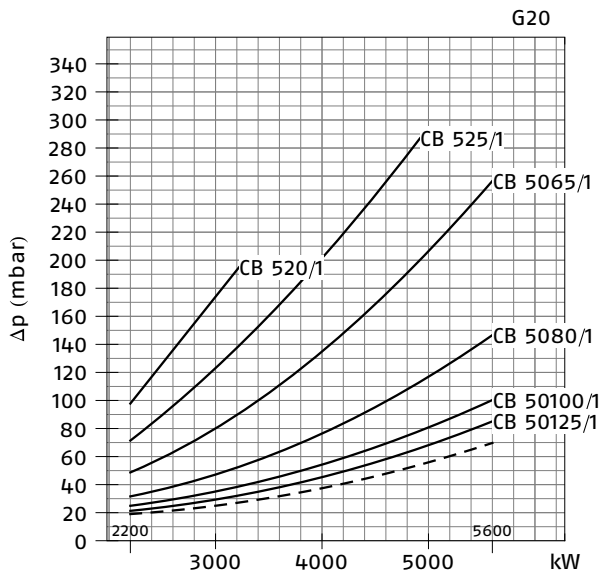


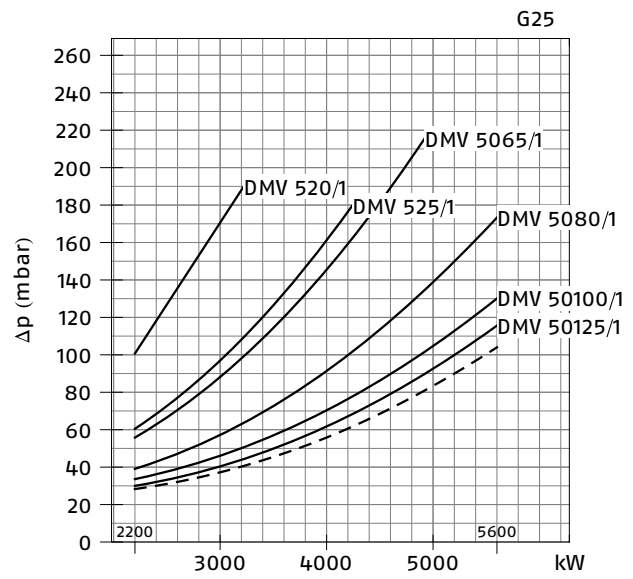
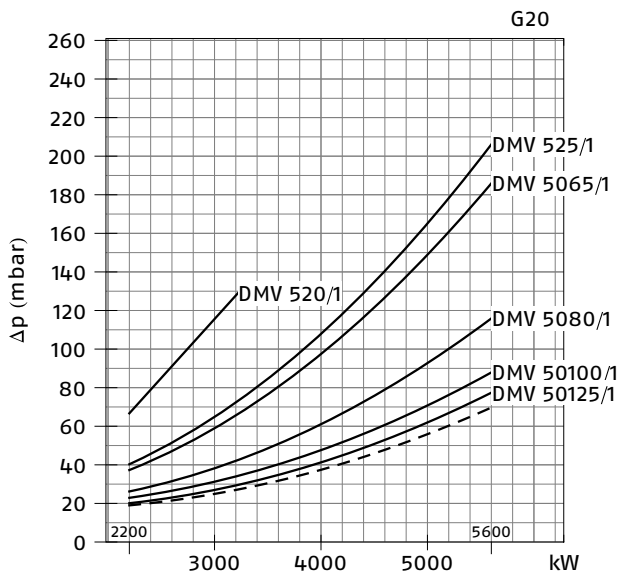
| | I | D | F | GB | E | NL |
|-------|---|---|---|---|--|---|
| | Perdite di pressione | Druckverlust | Pertes de pression | Pressure loss | Pérdida de presión | Drukafname |
| — | Testa di combustione + farfalla gas + rampa gas | Flammkopf + Gasdrossel + Gasstrecke | Tête de combustion + vanne papillon gaz + rampe gaz | Combustion head + gas butterfly valve + gas train | Cabezal de combustión + válvula de mariposa gas + rampa de gas | Verbrandingskop + gasklep + gasstraat |
| - - - | Testa di combustione + farfalla gas | Flammkopf + Gasdrossel | Tête de combustion + vanne papillon gaz | Combustion head + gas butterfly valve | Cabezal de combustión + válvula de mariposa gas | Verbrandingskop + gasklep |

RS 510/EV - MBC



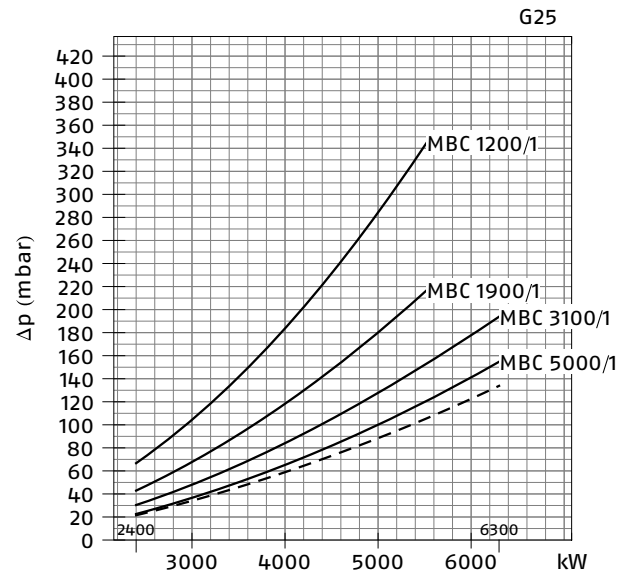
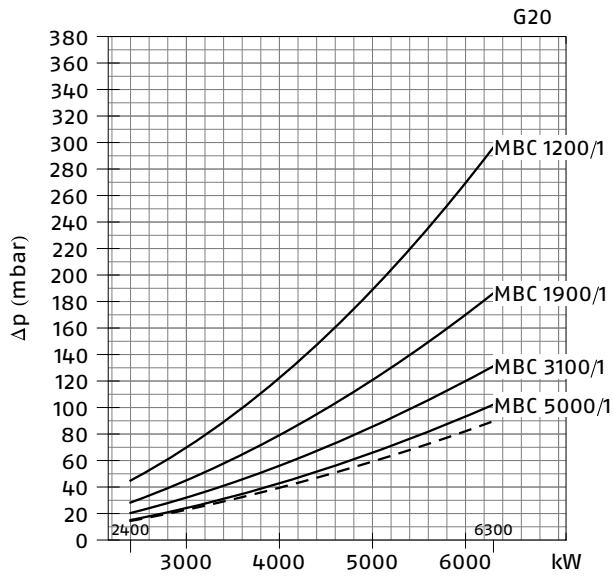
RS 510/EV - CB



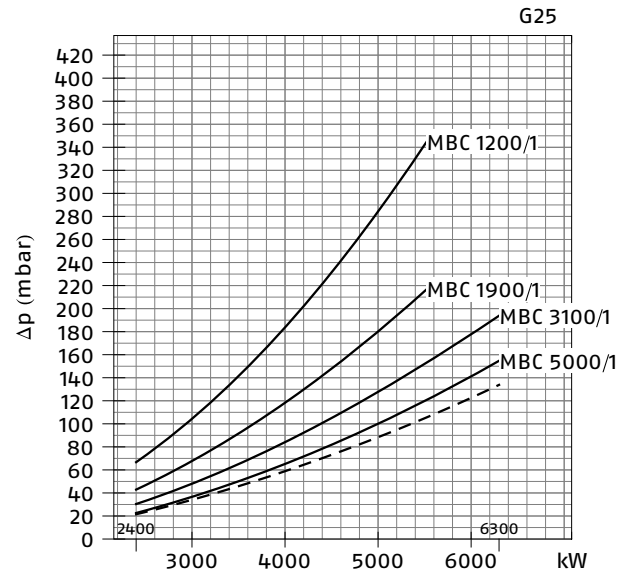
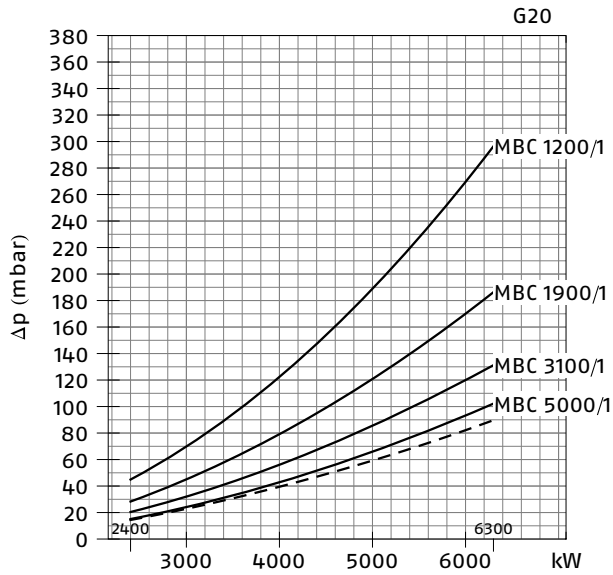


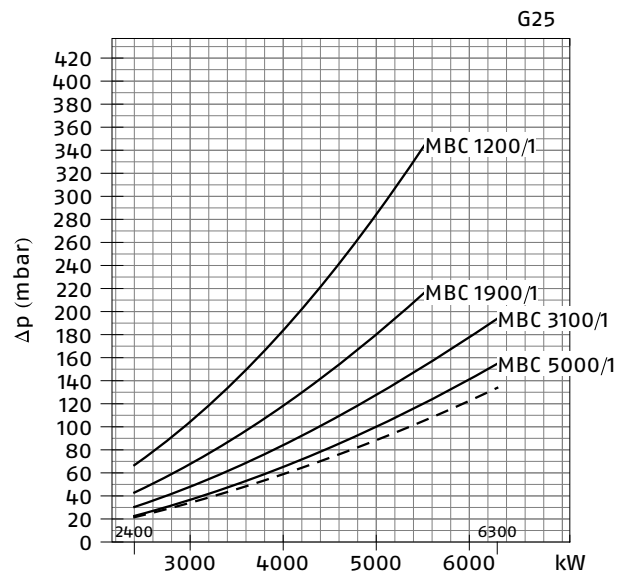
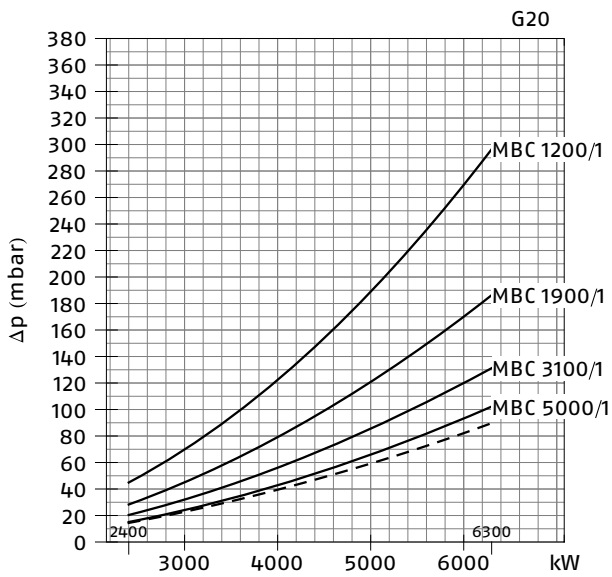
| | I | D | F | GB | E | NL |
|-------|---|---|---|---|--|---|
| | Perdite di pressione | Druckverlust | Pertes de pression | Pressure loss | Pérdida de presión | Drukafname |
| — | Testa di combustione + farfalla gas + rampa gas | Flammkopf + Gasdrossel + Gasstrecke | Tête de combustion + vanne papillon gaz + rampe gaz | Combustion head + gas butterfly valve + gas train | Cabezal de combustión + válvula de mariposa gas + rampa de gas | Verbrandingskop + gasklep + gasstraat |
| - - - | Testa di combustione + farfalla gas | Flammkopf + Gasdrossel | Tête de combustion + vanne papillon gaz | Combustion head + gas butterfly valve | Cabezal de combustión + válvula de mariposa gas | Verbrandingskop + gasklep |

RS 610/M - MBC



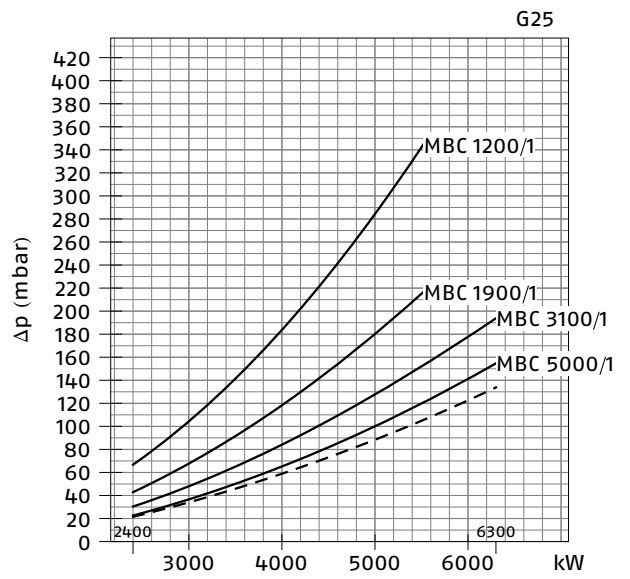
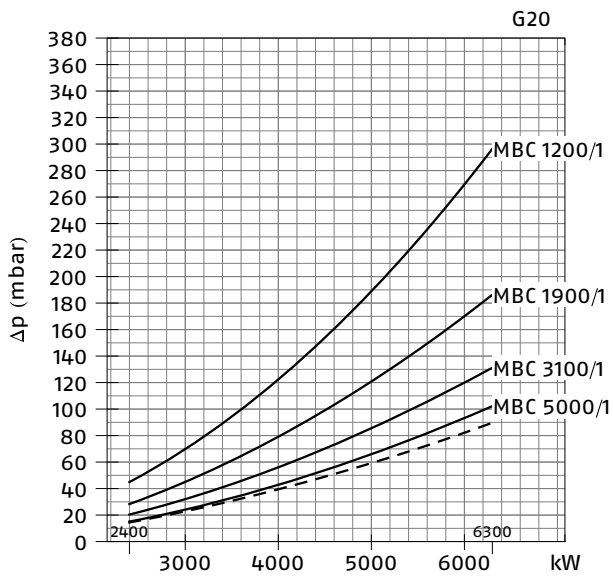
RS 610/M - CB



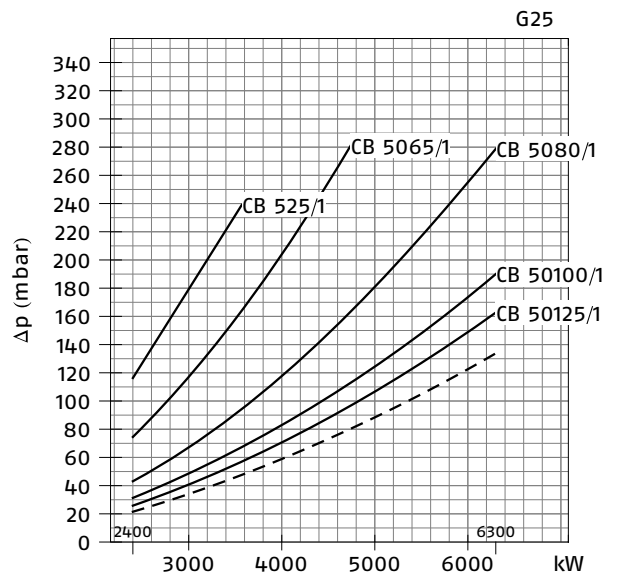
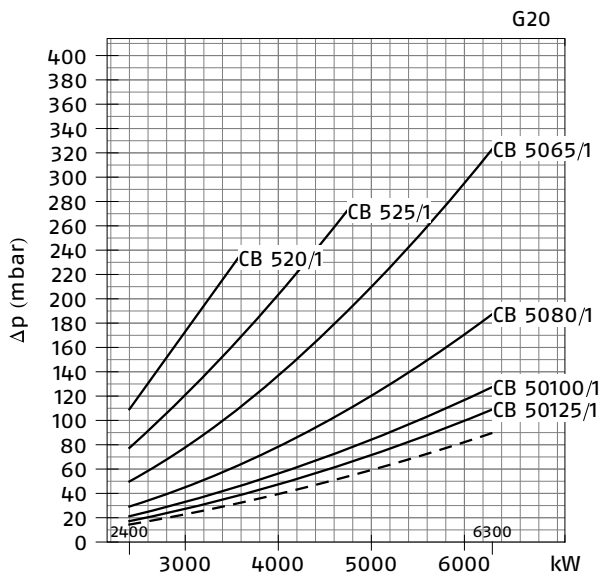


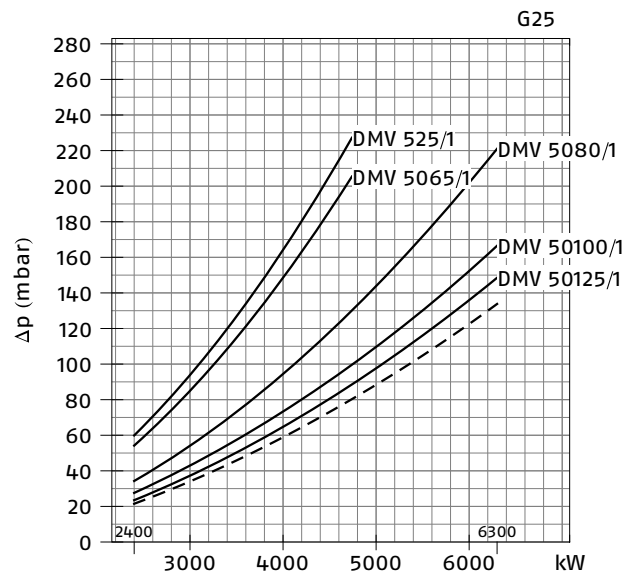
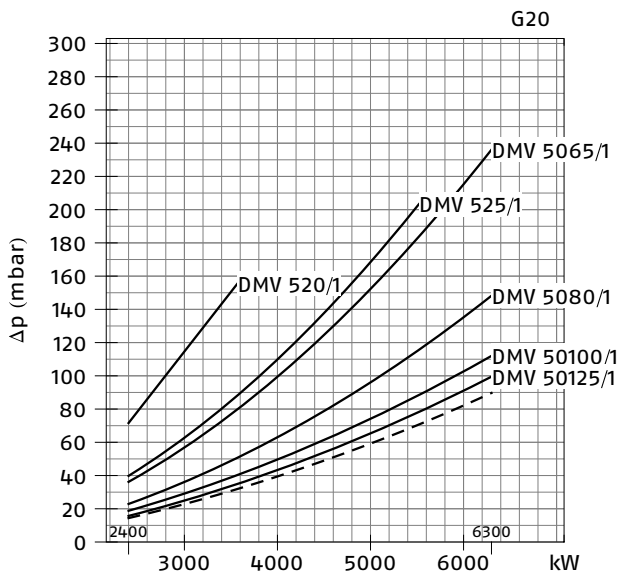
| | I | D | F | GB | E | NL |
|-------|---|---|---|---|--|---|
| | Perdite di pressione | Druckverlust | Pertes de pression | Pressure loss | Pérdida de presión | Drukafname |
| — | Testa di combustione + farfalla gas + rampa gas | Flammkopf + Gasdrossel + Gasstrecke | Tête de combustion + vanne papillon gaz + rampe gaz | Combustion head + gas butterfly valve + gas train | Cabezal de combustión + válvula de mariposa gas + rampa de gas | Verbrandingskop + gasklep + gasstraat |
| - - - | Testa di combustione + farfalla gas | Flammkopf + Gasdrossel | Tête de combustion + vanne papillon gaz | Combustion head + gas butterfly valve | Cabezal de combustión + válvula de mariposa gas | Verbrandingskop + gasklep |

RS 610/E - MBC



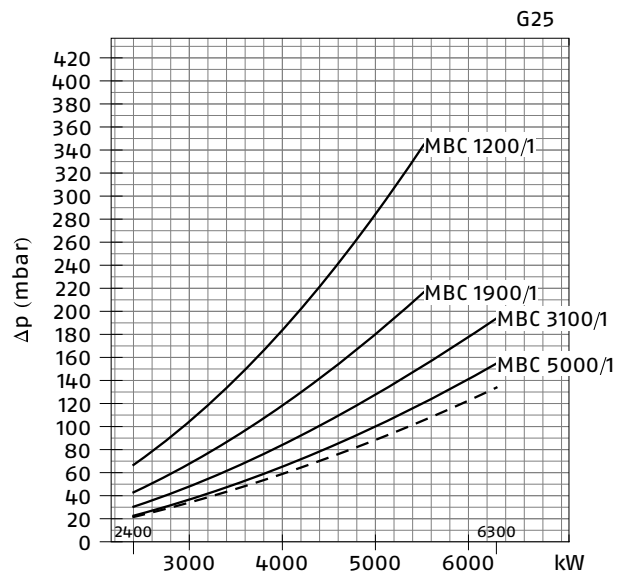
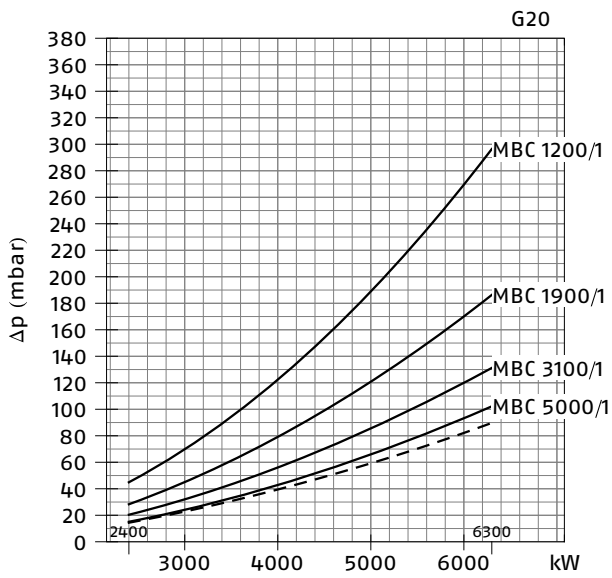
RS 610/E - CB



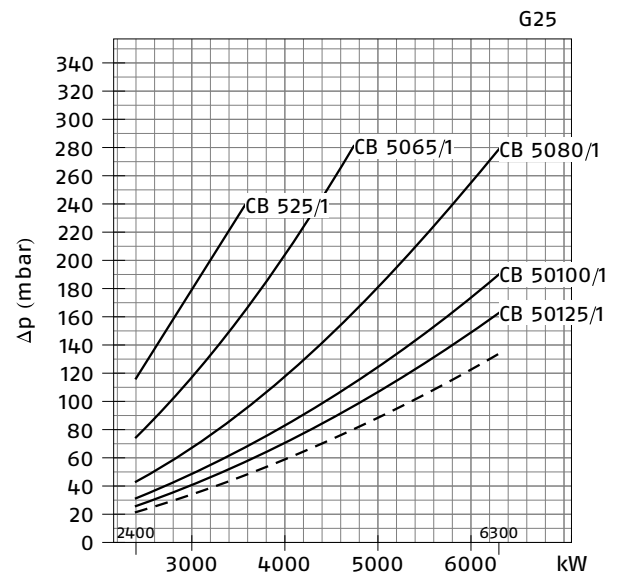
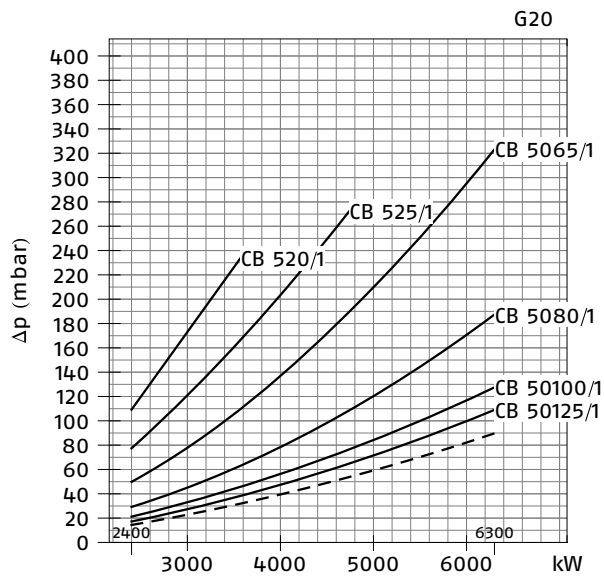


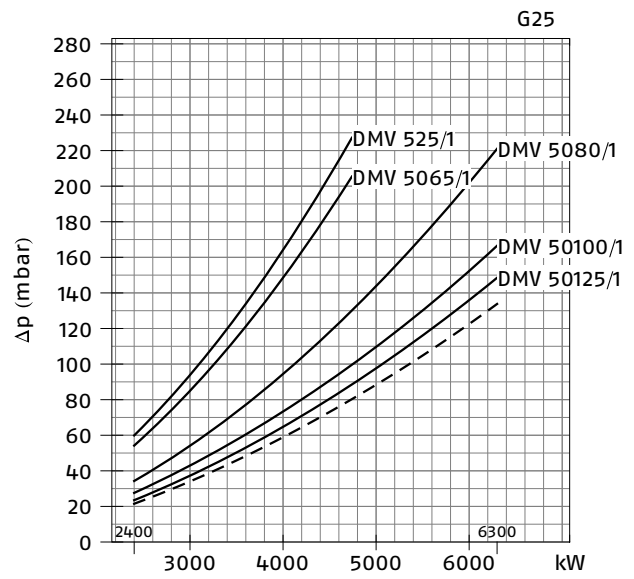
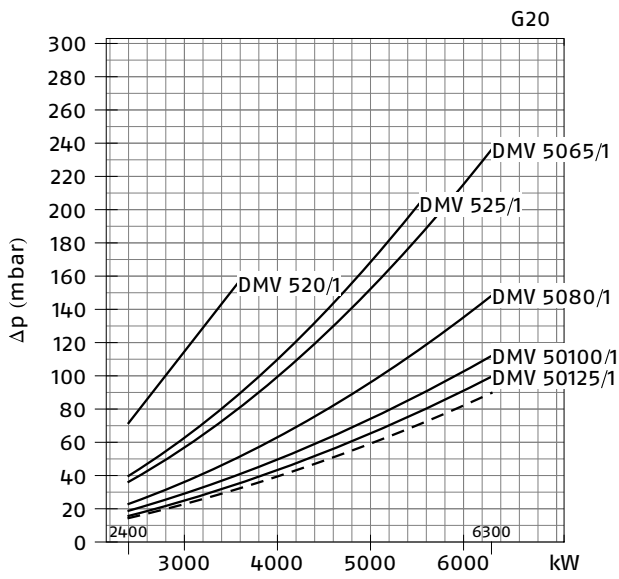
| | I | D | F | GB | E | NL |
|-------|---|---|---|---|--|---|
| | Perdite di pressione | Druckverlust | Pertes de pression | Pressure loss | Pérdida de presión | Drukafname |
| — | Testa di combustione + farfalla gas + rampa gas | Flammkopf + Gasdrossel + Gasstrecke | Tête de combustion + vanne papillon gaz + rampe gaz | Combustion head + gas butterfly valve + gas train | Cabezal de combustión + válvula de mariposa gas + rampa de gas | Verbrandingskop + gasklep + gasstraat |
| - - - | Testa di combustione + farfalla gas | Flammkopf + Gasdrossel | Tête de combustion + vanne papillon gaz | Combustion head + gas butterfly valve | Cabezal de combustión + válvula de mariposa gas | Verbrandingskop + gasklep |

RS 610/EV - MBC



RS 610/EV - CB





| | I | D | F | GB | E | NL |
|-------|---|---|---|---|--|---|
| | Perdite di pressione | Druckverlust | Pertes de pression | Pressure loss | Pérdida de presión | Drukafname |
| — | Testa di combustione + farfalla gas + rampa gas | Flammkopf + Gasdrossel + Gasstrecke | Tête de combustion + vanne papillon gaz + rampe gaz | Combustion head + gas butterfly valve + gas train | Cabezal de combustión + válvula de mariposa gas + rampa de gas | Verbrandingskop + gasklep + gasstraat |
| - - - | Testa di combustione + farfalla gas | Flammkopf + Gasdrossel | Tête de combustion + vanne papillon gaz | Combustion head + gas butterfly valve | Cabezal de combustión + válvula de mariposa gas | Verbrandingskop + gasklep |

