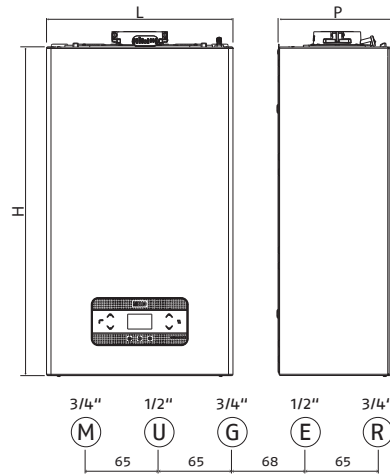





Wall-hung condensing boilers

Residence HM



- Stainless steel primary heat exchanger, robust and high efficiency
- Combined and heating-only models, indoor, built-in and in partially protected locations
- Increased sanitary heat exchanger with high performance
- Next-generation self-adaptive combustion control
- It has been designed to work with mixtures of NATURAL GAS and HYDROGEN, up to a maximum of 20%
- Low polluting emissions CLASS 6 (UNI EN 15502)
- High modulation 1:10
- IOT Ready













Description	H mm	L mm	P mm	Net weight kg
Residence HM 25 KIS	740	420	275	29
Residence HM 30 KIS	740	420	275	30
Residence HM 35 KIS	740	420	275	30
Residence HM 20 IS	740	420	275	28
Residence HM 30 IS	740	420	275	29

The new RESIDENCE HM range of condensing boilers offers users a combination of comfort and savings. Riello proposes a multi energy boiler designed for current and future needs, guaranteeing a reduction in electrical consumption, gas consumption and emissions, with the possibility of remote control.

- Increased sanitary heat exchanger with high performance produced by Riello.
- Self-adaptive electronic combustion control ACC (Active Combustion Control).
- Modern and linear design with under-boiler lower connection cover available as an accessory for optimal aesthetic integration.
- Sanitary specific electronic functions: sanitary delay, anti-pendulum function and smart fan.
- Digital modulating circulator 6m low consumption (IEE 0,20). High head circulator 7 m available as an accessory.
- Hydraulic group with DIN standard sequence.
- Low noise up to 45 dB.
- 93% seasonal efficiency.
- Modern and intuitive touchscreen HMI with representative icons and capacitive buttons with acoustic "buzzer" confirmation.
- 2.8" display with multilingual icons and texts.
- 9 litre expansion tank.
- Easy to install and a wide range of accessories available as options.
- IPX5D electrical protection.
- Gas transformation (Propane Air, LPG) selectable with electronic parameter.
- Fixing template and power supply cable provided.
- Thermoregulation as standard in combination with the outdoor temperature sensor, available as an accessory.
- Flue gases flange with dedicated flue system.

TECHNICAL DATA

Description	Heat input Heating/DHW	Useful efficiency		DHW production	Energy efficiency class		Note	Code
	min-max kW	P _n (50°/30°C) %	30% P (return 30°C) %	ΔT 25° l/min				
COMBI HEATING AND INSTANTANEOUS DOMESTIC HOT WATER VERSION								
Residence HM 25 KIS	2,5÷20,0 / 2,5÷25,0	106,5	108,8	14,3			(1)	20205317
Residence HM 30 KIS	3,0÷25,0 / 3,0÷30,0	106,0	108,8	17,2			(1)	20205318
Residence HM 35 KIS	3,5÷30,0 / 3,5÷34,9	105,8	108,7	20,0			(1)	20205319
HEATING ONLY VERSION								
Residence HM 20 IS	2,5÷20,0 / 2,5÷20,0	106,5	108,8	/		-	(1)	20205320
Residence HM 30 IS	3,5÷30,0 / 3,5÷34,9	105,8	108,7	/		-	(1)	20205321

(1) Outdoor temperature sensor is not supplied as standard (code 1220559 available as an accessory).

ACCESSORIES

Description	Note	Code
IN- WALL INSTALLATION		
In-wall installation unit	(1)	20161604
Crossbar for in-wall installation		20191887
MECHANICAL ACCESSORIES		
Air Filter	(2)	20190324
Hydraulic low fittings cover		20191519
Dummy boiler RESIDENCE HM		20209806
HYDRAULIC ACCESSORIES		
Compact polyphosphate doser kit		20191518
Compact magnetic filter		20191517
Board BE09 with double multi-function relay	(3)	20192808
Condensate booster pump kit		20097192
High residual pump 7 m		20210993
Solar diverter valve kit for instant wall-hung combined boilers		20035644
Well probe for remote heater (for heating only version)		1220599
Flexible fittings kit for boiler replacement	(4)	20191890
Connection kit with heating system, domestic water and gas cocks (for KIS models)		20133516
Connection kit with heating system and gas cocks (for IS models)		20133517
Connection kit with domestic water and gas cocks (for KIS models)		20132005
Connection kit with gas cock (for IS models)		20133386
COMPLEMENTARY ACCESSORIES		
Antifreeze heaters -15 °C	(5)	20191888
External probe kit		1220559
Limit thermostat for low temperature installations		1220639
SPECIFIC FLUES (*)		
Split connection system kit Ø80 mm		20203534
Ø80 mm clapet kit for pressurized collective flues		20164664
Ø80/125 mm concentric clapet kit for pressurized collective flues		20164662
Wall-hung collector Ø60/100 mm		20129175
Telescopic wall-hung collector Ø60/100 mm		20129176
Vertical collector Ø60/100 mm		20129177
Vertical connection stub pipe kit Ø60/100 mm	(6)	20129174
90° bend kit Ø60/100 mm for boiler start	(7)	20129172
Adjustable splitter kit from Ø60/100 mm to Ø80/80 mm		20134830
Adaptor kit B23 Ø80 mm		20129769
Splitter device kit B23 Ø80 mm for in-wall installation box		20129768
Compact adjustable splitter device kit from 60/100 mm to 80/80 mm		20190475

(1) Unit supplied with door.

(2) Ideal to avoid introducing impurities from the intake air into the exchanger and burner.

(3) Ideal board for managing additional circulator or zone valve and alarm remote kit.

(4) Flexible connections (sanitary, gas and heating) kit required to facilitate the replacement of Residence HM boilers with previous boilers with Riello standard hydraulic connection sequence.

(5) The antifreeze heater kit allows to protect the sanitary circuit from the risk of freezing in case of temperatures below 0°C (down to -15°C), using the copper fitting accessory kits (not flexible) included in the offer.


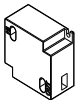
(6) Code necessary for vertical exhaust with flue system. Accessory already included in kit 20129177.

(7) Code necessary for horizontal exhaust with flue system 60/100. Accessory already included in kit 20129175 and 20129176.

(*) Dedicated flue gases accessories, compatible with the Residence HM flange. For further accessories for the flue gas exhaust system, see the section "Flue gas exhaust systems" in the Catalogue.

HI, COMFORT ADVANCED ENVIRONMENT CONTROL

Multi-zone room control and System Manager with remote management capability via APP Hi, Comfort.

Image	Description	Note	Code
	Hi, Comfort T300	(1)(2)(3)(4)	20205322
	POWER SUPPLY REC 10H		20134478

- (1) Wi-fi as standard
 (2) Compatible with NXHP and NXHM heat pumps
 (3) For lengths longer than 30m, add code 20134478
 (4) Device provided with gateway



ADVANCED ENVIRONMENT CONTROL EXPANSION BOARDS

Description	Note	Code
Solar interface kit	(1)	20168672
First zone management kit (MIX or DIR zone)	(1)(2)	20132795
Additional zone management kit (MIX or DIR zone)	(1)(2)(3)	20132796

- (1) To be provided in combination with Hi, Comfort T300.
 (2) Allows you to manage a MIX zone (pump + 3-point mixer valve) or DIR zone (only pump). Not necessary for BAG3 Hybrid.
 (3) The first zone management kit must always be present. The boiler can manage up to 3 zones in total.


Hi, COMFORT CONTROLS

Room controls with capability of remote boiler interface (*) and management through APP

Image	Description	Note	Code
	Hi, Comfort T200	(1)(2)	20211852
	Hi, Comfort T100 Wi-Fi	(3)	20193354
	Hi, Comfort T100	(4)	20193352
	Hi, Comfort G100-W		20193355
	Hi, Comfort G100-R		20193356

- (*) Only ON/OFF connection with BAG3 HYBRID.
 (1) Room thermostat for multi-room applications, to be provided in combination with Hi, Comfort T300.
 (2) Hi, Comfort T200 combined in RF. to Hi, Comfort T300 allows zone management.
 (3) With Hi, Comfort G100-W, included, for internet connection by means of ADSL Wi-Fi router.
 (4) For wired connection with boiler, compatible in radio-frequency connection with Hi, Comfort G100-W, code 20193355 (accessory not included and necessary for internet connection by means of ADSL Wi-Fi router) and compatible with Hi, Comfort G100-R, code 20193356.

Smart key with possible management via APP

Image	Description	Note	Code
	Hi, Comfort K100		20168501

DISTRIBUTION MODULES WITHOUT SEPARATOR

Description	Zone management	Note	Code
BAG ³ HYBRID 1D	1 direct zone	(1)(2)	20130805
BAG ³ HYBRID 2D	2 direct zones	(1)(2)	20130806
BAG ³ HYBRID 1D+1M	1 direct zone + 1 mixed zone	(1)(3)	20130807
IN- WALL INSTALLATION BOX		(4)	20130808

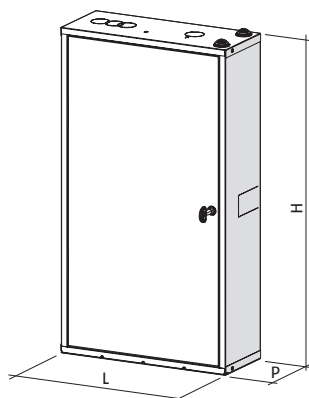
(1) Supplied without in-wall installation box.

(2) Equipped as standard with limit thermostat for low temperature systems.

(3) Mixed zone equipped as standard with limit thermostat for low temperature systems.

(4) Galvanised sheet in-wall installation box, possible white painting; the box is mandatory for installation of BAG³ HYBRID.

OVERALL DIMENSION



Description	H mm	L mm	P mm	Net weight kg
BAG ³ HYBRID 1D	797	400	160	17
BAG ³ HYBRID 2D	797	400	160	18
BAG ³ HYBRID 1D+1M	797	400	160	18
IN- WALL INSTALLATION BOX	797	400	160	8

ACCESSORIES FOR BAG³ HYBRID

Description	Code
Taps kit for BAG ³ HYBRID system side and heat pump	20131752

