cod. Doc-0079198 rev. 3 - EN-FR 03/2022

High efficiency commercial heating
Chauffage commercial à haut rendement

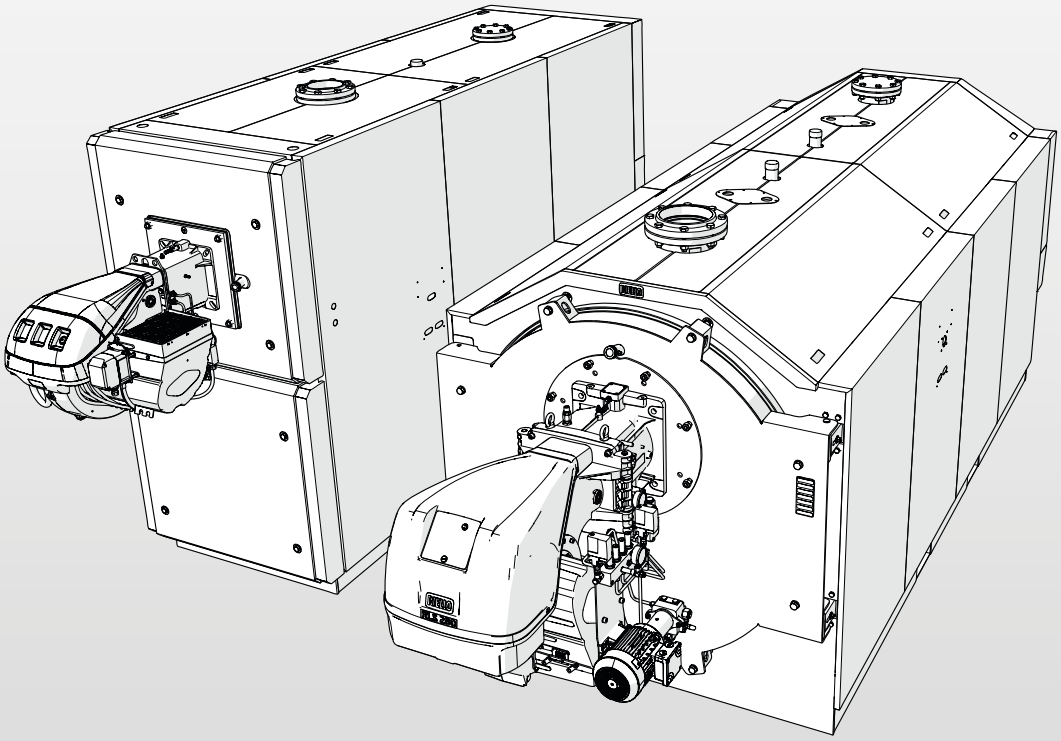

RTC

Stainless Steel Condensing Floor Standing Boilers
Chaudières à condensation en acier inoxydable au sol

Boilers water-side pressure loss / *Perte de pression côté eau des chaudières*

High water content 3-pass stainless steel (316Ti – 316L) condensing boilers
Chaudières à condensation, à grande quantité d'eau, à triple parcours, en acier inoxydable (316Ti – 316L)

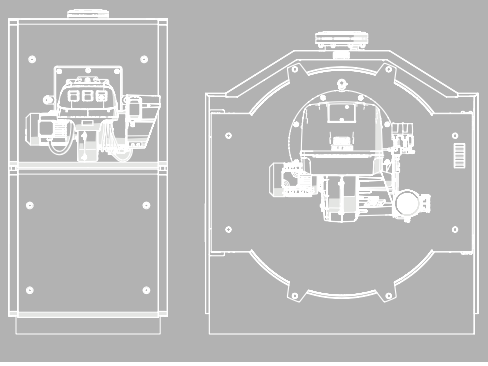

RIELLO
Energy For Life

A Carrier Company

WATER-SIDE PRESSURE DROP / *TABLEAUX DES PERTES DE CHARGE CÔTÉ EAU*

Model/ *Modèle*	ΔT=20°F		ΔT=30°F		ΔT=40°F		ΔT=60°F	
	Flow-rate *Débit*	Pressure drop *Perte de pression*	Flow-rate *Débit*	Pressure drop *Perte de pression*	Flow-rate *Débit*	Pressure drop *Perte de pression*	Flow-rate *Débit*	Pressure drop *Perte de pression*
	(GPM*)	(psi)	(GPM*)	(psi)	(GPM*)	(psi)	(GPM*)	(psi)
RTC 3000	285	1.56	190	0.86	143	0.58	95	0.34
RTC 4000	380	0.63	253	0.39	190	0.29	127	0.19
RTC 5000	475	0.59	317	0.36	238	0.25	158	0.16
RTC 6000	570	1.24	380	0.76	285	0.54	190	0.35
RTC 8000	760	1.01	507	0.59	380	0.41	253	0.25
RTC 10000	950	0.76	633	0.41	475	0.28	317	0.17

Efficiency at 95% full load / *À un rendement de 95% et à un taux d'allumage maximal*

Model/ *Modèle*	ΔT=20°F		ΔT=30°F		ΔT=40°F		ΔT=60°F	
	Flow-rate *Débit*	Pressure drop *Perte de pression*	Flow-rate *Débit*	Pressure drop *Perte de pression*	Flow-rate *Débit*	Pressure drop *Perte de pression*	Flow-rate *Débit*	Pressure drop *Perte de pression*
	(GPM*)	(psi)	(GPM*)	(psi)	(GPM*)	(psi)	(GPM*)	(psi)
RTC 3000	276	1.48	184	0.82	138	0.55	92	0.33
RTC 4000	368	0.61	245	0.38	184	0.28	123	0.18
RTC 5000	460	0.56	307	0.34	230	0.25	153	0.16
RTC 6000	552	1.19	368	0.73	276	0.52	184	0.33
RTC 8000	736	0.97	491	0.56	368	0.39	245	0.24
RTC 10000	920	0.72	613	0.39	460	0.27	307	0.16

Efficiency at 92% full load / *À un rendement de 92% et à un taux d'allumage maximal*

Model/ *Modèle*	ΔT=20°F		ΔT=30°F		ΔT=40°F		ΔT=60°F	
	Flow-rate *Débit*	Pressure drop *Perte de pression*	Flow-rate *Débit*	Pressure drop *Perte de pression*	Flow-rate *Débit*	Pressure drop *Perte de pression*	Flow-rate *Débit*	Pressure drop *Perte de pression*
	(GPM*)	(psi)	(GPM*)	(psi)	(GPM*)	(psi)	(GPM*)	(psi)
RTC 3000	261	1.36	174	0.76	131	0.51	87	0.30
RTC 4000	348	0.57	232	0.36	174	0.26	116	0.17
RTC 5000	435	0.52	290	0.32	218	0.23	145	0.15
RTC 6000	522	1.11	348	0.68	261	0.49	174	0.32
RTC 8000	696	0.90	464	0.52	348	0.36	232	0.22
RTC 10000	870	0.66	580	0.36	435	0.25	290	0.15

Efficiency at 87% full load / *À un rendement de 87% et à un taux d'allumage maximal*

(*) Units shown are in US Gallons. / Les unités indiquées sont en gallons américains.

WATER-SIDE PRESSURE DROP CURVES / *COURBES DE PERTE DE CHARGE CÔTÉ EAU*

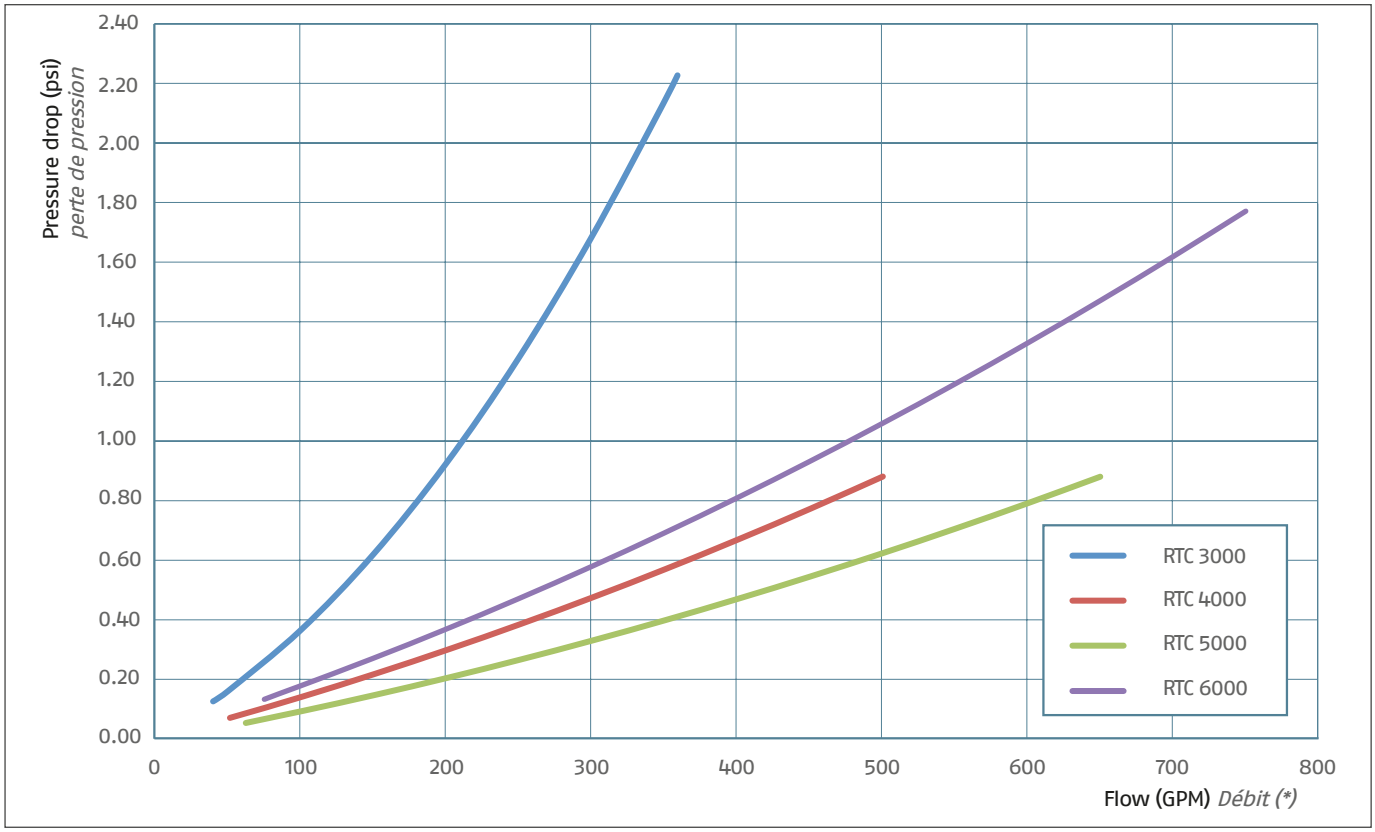

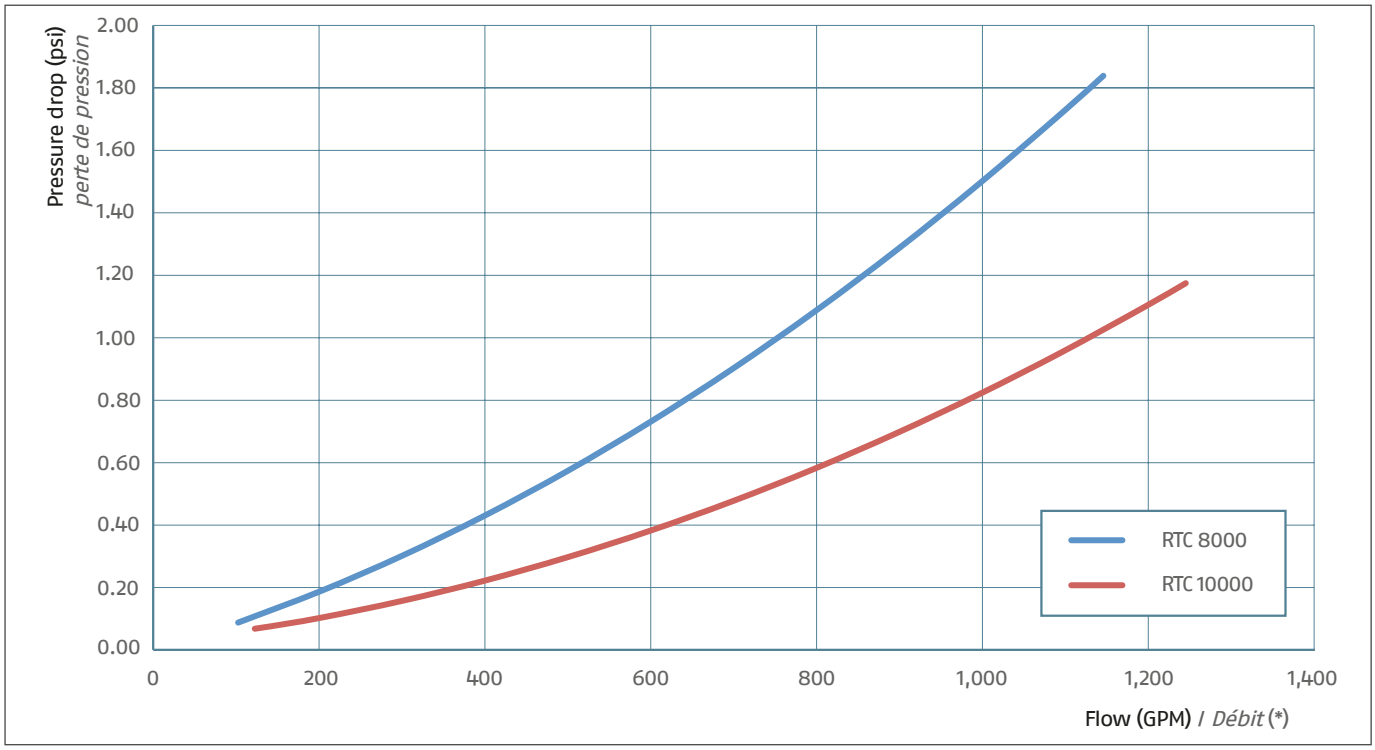

RIELLO S.p.A.
Via Ing. Pilade Riello, 7
37045 Legnago (VR) Italy
tel. +39 0442 630111

North America:
35 Pond Park Road
Hingham, Massachusetts
U.S.A. 02043

2165 Meadowpine Blvd.
Mississauga, ON L5N6H6
CANADA

www.rielloboilers.com

The manufacturer strives to continuously improve all products: appearance, dimensions, technical specifications, standard equipment and accessories are subject to change without notice.

Le fabricant s'efforce de constamment améliorer ses produits, par conséquent, l'apparence, les dimensions, les données techniques, l'équipement de série et les accessoires peuvent changer sans préavis.

RIELLO